



TRUCK & BUS TYRES

TECHNICAL DATA & REGROOVING

THE SOLE COMPANY FULLY FOCUSED ON THE INDUSTRIAL BUSINESS WITH MORE THAN 100 YEARS OF EXPERIENCE.

Prometeon Tyre Group is the only tyre company solely focused on the Industrial sector, for the transport of goods and people, and the Agro and OTR segments.

Prometeon has a multi-level offering with a product portfolio that includes the PIRELLI and FORMULA brands, under license, as well as the ANTEO, PHAROS, ERACLE and TEGRYS brands.

Prometeon's PIRELLI branded range includes high performance products designed to improve the efficiency of each and every fleet, increasing driver and passenger comfort and optimizing running costs. This is the valuable heritage behind our offer.

Prometeon is focused on the continuous in-house development of innovative technological solutions, which are at the basis of the Prometeon mission to design increasingly performing and at the same time more sustainable products.

Therefore, each new product we develop with our commitment to quality and safety is marked as *"Prometeon engineered"*.

Prometeon crafts tyres with the objective to maximize fleet performances offering the right solution, taking into account the type of transport and road surface, to offer the maximum benefit for the customer. Those parameters have a direct effect on all tyre selection variables, both technical (selection of materials, design, etc.) and financial (operative costs, length of first life and useful life, etc.). The combination of application and vehicle type provides the most suitable tyre for each use.

KEY FIGURES

(2021 data)



4 factories (2 in Brazil, 1 in Egypt, 1 in Turkey)



the heart of product innovation is represented by 3 Research and Development Centers (Italy, Brazil, Turkey) and 1 Development Centre in Egypt











more than 7,500 employees around the world

INDEX

RANGE OVERVIEW	pag.	4
PROMETEON TECHNOLOGICAL PLATFORM	pag.	5
ABBREVIATIONS AND SYMBOLS EXPLANATION	pag.	6
PRODUCT RANGE OVERVIEW	pag.	7
TYRE MARKINGS	pag.	13
TECHNICAL TABLES LEGEND	pag.	14
EU TYRE LABELLING REGULATION	pag.	15
TYRE LABELLING TABLE	pag.	18
DIMENSIONAL AND LOAD/PRESSURE TABLES	pag.	24
LOAD LIMITS AT VARIOUS SPEEDS	pag.	36
LOAD AND SPEED TABLES	pag.	37
RADIO FREQUENCY IDENTIFICATION DEVICE	pag.	38
INFLATION PRESSURE	pag.	39
STORAGE	pag.	40
REGROOVING	pag.	41

RANGE OVERVIEW

		PREMIUM	PERFORMANCE
ON	 FUEL EFFICIENCY Product designed to provide low fuel consumption and total cost of ownership optimization. The best balance between mileage and fuel efficiency is found in long distance and highway routes.	H02 PROFUEL H:01 PROWAY H:01 ENERGY ST:01 NEVERENDING ENERGY ST:01 NEVERENDING SUPERSINGLE	
	 VERSATILITY Product designed to guarantee high mileage in any condition of usage and good resistance to highly abrasive surfaces. High level of safety on all roads and in all seasons.	R:01 TRIATHLON R02 PROFUEL R02 PRO TRAILER ST:01 TRIATHLON R:01 ST:01	ITINERIS
	 WINTER Products designed for use under critical weather conditions, snow and ice.	W:01	
	 COACH Specifically designed for comfort and safety in passenger transport, over medium and long distances.	H:01 COACH	
	 URBAN For urban passenger vehicles in stop & go traffic conditions, low average speed, continuous changes in road surfaces (asphalt, concrete, cobblestones).	U02 URBAN-e PRO MULTIAXLE MC:01 e-URBAN	MC88 III M+S AMARANTO
ON-OFF	 CONSTRUCTION For mixed use on roads, on construction sites and under aggressive tread-wear condition.	G:01 II GO2 PRO MULTIAXLE AP05 II MG:01 STG:01	G88
	 QUARRY & MINE Products designed for use mainly on construction sites, in quarries and mining operations with highly aggressive tread-wear conditions.	TQ:01 ROCK	
	 SPECIAL USE Products designed for use in demanding off-the-road situations on various types of surface (asphalt, track, muddy or grassy terrain, sand). Typical use off-the-road competition vehicles and civil protection department.	PS22 PISTA	

PROMETEOON	INDEX	RANGE OVERVIEW	PROMETEOON TECHNOLOGICAL PLATFORM	ABBREVIATIONS AND SYMBOLS EXPLANATION	PRODUCT RANGE OVERVIEW	TYRE MARKINGS	TECHNICAL TABLES LEGEND	EU TYRE LABELLING REGULATION	TYRE LABELLING TABLE	DIMENSIONAL AND LOAD/PRESSURE TABLES	LOAD LIMITS AT VARIOUS SPEEDS	LOAD AND SPEED TABLES	RADIO FREQUENCY IDENTIFICATION DEVICE	INFLATION PRESSURE	STORAGE	REGROOVING
------------	-------	----------------	-----------------------------------	---------------------------------------	------------------------	---------------	-------------------------	------------------------------	----------------------	--------------------------------------	-------------------------------	-----------------------	---------------------------------------	--------------------	---------	------------

PROMETEAON

engineered



Highly innovative *PRO Grip Environment Approach* compound formulated to improve the **tyre efficiency** and **safe performance** while **reducing environmental impact**.





The *Super High Tensile Belt cord* allows high flexibility and prevention of corrosion propagation for:

- superior **integrity**
- high **resistance** to aging



The innovative *Low Energy Dissipation Belts* configuration ensures tyre weight optimization and lower energy dissipation enabling **low rolling resistance** generation.




The reinforced *Cross Over Bead*, combined with the new geometry of the rectangular wire steel, ensures:

- great **flexibility**
- bead seating with superior **longevity** throughout the entire casing life cycle
- excellent resistance to **high load capacities**




The innovative *Step Shoulder Rib profile* allows the correct distribution of footprint contact pressure, promoting **even wear** and **mileage**.



The *Spiral Wire Technology* materializes in the bigger steel cable diameter enhancing optimization of the total cost of ownership, thanks to:

- high **durability**
- **long tyre life**



The new *High Resistance 4 Belts* structure promotes casing flexibility and structural resistance for:

- **extended tyre life**
- **even wear**
- **handling** on uneven road surfaces

The technological package may vary by product





PROMETEAON	INDEX	RANGE OVERVIEW	PROMETEAON TECHNOLOGICAL PLATFORM	ABBREVIATIONS AND SYMBOLS EXPLANATION	PRODUCT RANGE OVERVIEW	TYRE MARKINGS	TECHNICAL TABLES LEGEND	EU TYRE LABELLING REGULATION	TYRE LABELLING TABLE	DIMENSIONAL AND LOAD/PRESSURE TABLES	LOAD LIMITS AT VARIOUS SPEEDS	LOAD AND SPEED TABLES	RADIO FREQUENCY IDENTIFICATION DEVICE	INFLATION PRESSURE	STORAGE	REGROOVING
------------	-------	----------------	-----------------------------------	---------------------------------------	------------------------	---------------	-------------------------	------------------------------	----------------------	--------------------------------------	-------------------------------	-----------------------	---------------------------------------	--------------------	---------	------------


ABBREVIATIONS AND SYMBOLS EXPLANATION

This list contains the explanation of the abbreviations and symbols you can find in the following pages and technical tables.

EU Tyre Label Regulation 2020/740 – Label parameters:

 = Fuel efficiency class

 = Wet grip class

 = External rolling noise class

 = Snow grip / 3PMSF marking

HL = High Load


M+S = Mud and Snow


FRT = Free Rolling Tyre


POR = Professional Off Road tyres, out of the scope of EU Regulation 2020/740

ML = Mine Logging

MPT = Multi Purpose Tyre

 = Recommended













 = Allowed














 = Also for use on front axles (all wheel drive vehicles)

PRODUCT RANGE OVERVIEW

FUEL EFFICIENCY



				
	H02 PROFUEL STEER	H02 PROFUEL DRIVE	FH:01 PROWAY	TH:01 PROWAY
	 	 	 	 
315/60 R 22.5			•	•
315/70 R 22.5	•	•	•	•
315/80 R 22.5			•	•
385/55 R 22.5	•			

				
	FH:01 ENERGY	TH:01 ENERGY	ST:01 NEVERENDING ENERGY	ST:01 / ST:01 NEVERENDING SUPERSINGLE
	  	  	 	
275/70 R 22.5	•	•		
295/60 R 22.5	•	•		
295/80 R 22.5	•*	•		
305/70 R 22.5	•	•		
385/55 R 22.5	•*		•	
385/65 R 22.5	•		•	
435/50 R 19.5				•
445/45 R 19.5				•**















(*) FH:01 II TREAD PATTERN
 (**) ST:01 TREAD NAME

























PROMETEON	INDEX	RANGE OVERVIEW	PROMETEON TECHNOLOGICAL PLATFORM	ABBREVIATIONS AND SYMBOLS EXPLANATION	PRODUCT RANGE OVERVIEW	TYRE MARKINGS	TECHNICAL TABLES LEGEND	EU TYRE LABELLING REGULATION	TYRE LABELLING TABLE	DIMENSIONAL AND LOAD/PRESSURE TABLES	LOAD LIMITS AT VARIOUS SPEEDS	LOAD AND SPEED TABLES	RADIO FREQUENCY IDENTIFICATION DEVICE	INFLATION PRESSURE	STORAGE	REGROOVING
-----------	-------	----------------	----------------------------------	---------------------------------------	------------------------	---------------	-------------------------	------------------------------	----------------------	--------------------------------------	-------------------------------	-----------------------	---------------------------------------	--------------------	---------	------------

PRODUCT RANGE OVERVIEW



				
	FR:01 TRIATHLON	TR:01 TRIATHLON	R02 PRO TRAILER	ST:01 TRIATHLON
	  	  	 	 
295/60 R 22.5		•		
295/80 R 22.5	•	•		
315/60 R 22.5	•	•		
315/70 R 22.5	•	•		
315/80 R 22.5	•	•		
385/55 R 22.5	•			•
385/65 R 22.5	•		•	•

							
	R02 PROFUEL STEER	R02 PROFUEL DRIVE	FR:01	TR:01	FR:01 TRIATHLON 17.5"	TR:01 TRIATHLON 17.5"	ST:01
			  	  	 	 	  
205/65 R 17.5					•	•	•
205/75 R 17.5					•	•	•
215/75 R 17.5					•	•	•
225/75 R 17.5	•	•			•	•	•
235/75 R 17.5					•	•	•
245/70 R 17.5					•	•	•
245/70 R 19.5			•	•			•
265/70 R 19.5			•	•			•
285/70 R 19.5	•	•	•	•			•
305/70 R 19.5			•	•			•



PROMETEAON	INDEX	RANGE OVERVIEW	PROMETEAON TECHNOLOGICAL PLATFORM	ABBREVIATIONS AND SYMBOLS EXPLANATION	PRODUCT RANGE OVERVIEW	TYRE MARKINGS	TECHNICAL TABLES LEGEND	EU TYRE LABELLING REGULATION	TYRE LABELLING TABLE	DIMENSIONAL AND LOAD/PRESSURE TABLES	LOAD LIMITS AT VARIOUS SPEEDS	LOAD AND SPEED TABLES	RADIO FREQUENCY IDENTIFICATION DEVICE	INFLATION PRESSURE	STORAGE	REGROOVING
------------	-------	----------------	-----------------------------------	---------------------------------------	------------------------	---------------	-------------------------	------------------------------	----------------------	--------------------------------------	-------------------------------	-----------------------	---------------------------------------	--------------------	---------	------------

PRODUCT RANGE OVERVIEW









VERSATILITY



ITINERIS S

ITINERIS D

ITINERIS T







	  	  	 
295/80 R 22.5	•	•	
315/70 R 22.5	•	•	
315/80 R 22.5	•	•	
385/55 R 22.5			•
385/65 R 22.5			•

WINTER



FW:01

TW:01

	  	  
295/80 R 22.5	•	•
315/70 R 22.5	•	•
315/80 R 22.5	•	•
385/55 R 22.5	•	
385/65 R 22.5	•	

PRODUCT RANGE OVERVIEW

COACH



URBAN



PROMETEON	INDEX	RANGE OVERVIEW	PROMETEON TECHNOLOGICAL PLATFORM	ABBREVIATIONS AND SYMBOLS EXPLANATION	PRODUCT RANGE OVERVIEW	TYRE MARKINGS	TECHNICAL TABLES LEGEND	EU TYRE LABELLING REGULATION	TYRE LABELLING TABLE	DIMENSIONAL AND LOAD/PRESSURE TABLES	LOAD LIMITS AT VARIOUS SPEEDS	LOAD AND SPEED TABLES	RADIO FREQUENCY IDENTIFICATION DEVICE	INFLATION PRESSURE	STORAGE	REGROOVING
-----------	-------	----------------	----------------------------------	---------------------------------------	-------------------------------	---------------	-------------------------	------------------------------	----------------------	--------------------------------------	-------------------------------	-----------------------	---------------------------------------	--------------------	---------	------------

PRODUCT RANGE OVERVIEW

CONSTRUCTION



	FG:01 II	TG:01 II	GO2 PRO MULTIAXLE	AP05 II
315/80 R 22.5				
13 R 22.5	•	•		
295/80 R 22.5	•	•		
315/80 R 22.5	•	•		
385/65 R 22.5			•	•

	MG:01	STG:01	FG88	TG88
13 R 22.5			•	•
265/70 R 19.5	•	•		
315/80 R 22.5			•	•

PRODUCT RANGE OVERVIEW

QUARRY & MINE



TQ:01 ROCK



13 R 22.5

•

SPECIAL USE



PS22 PISTA



14.00 R 20

•

335/80 R 20

•

365/80 R 20

•

365/85 R 20

•

395/85 R 20

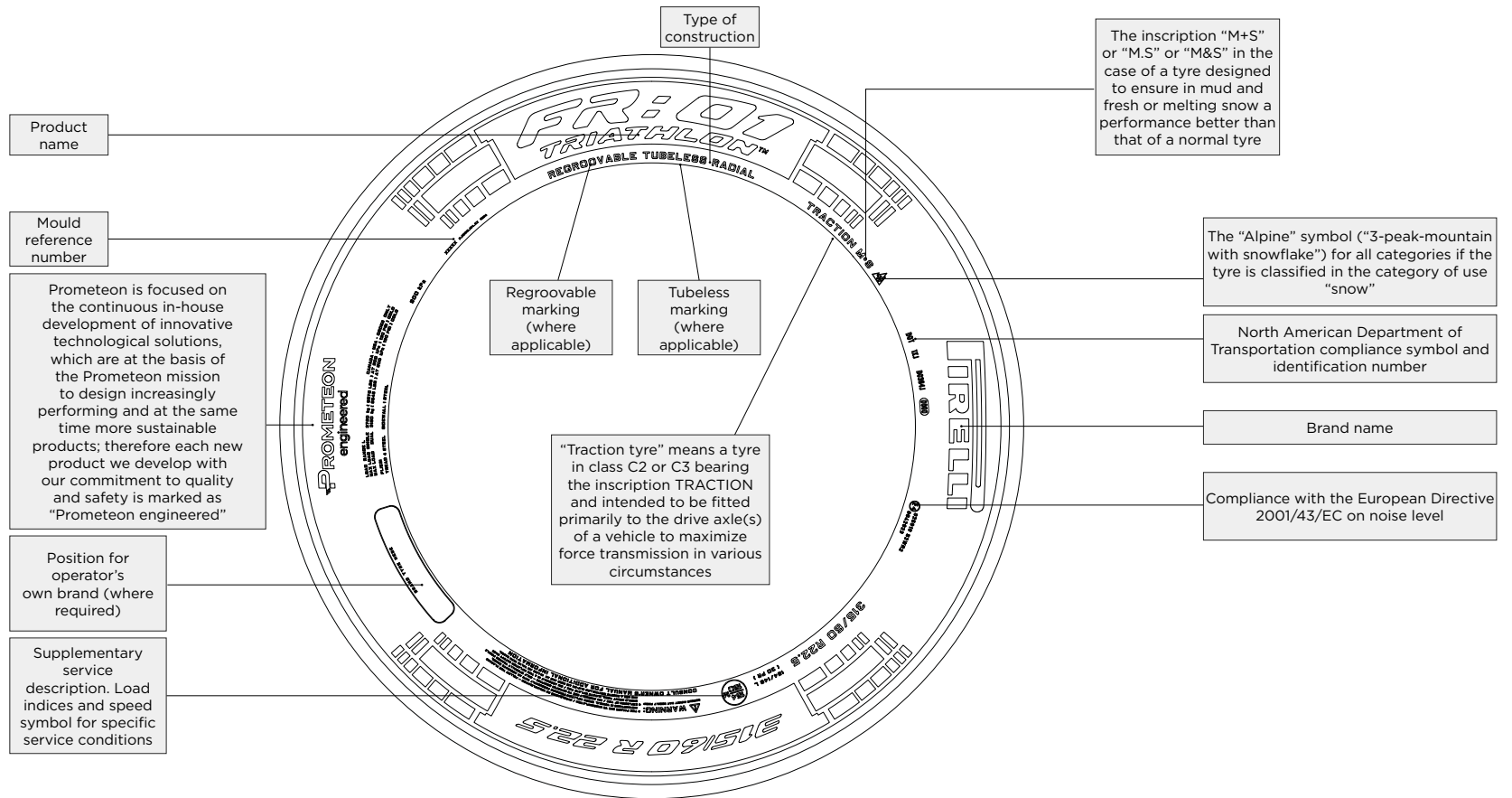
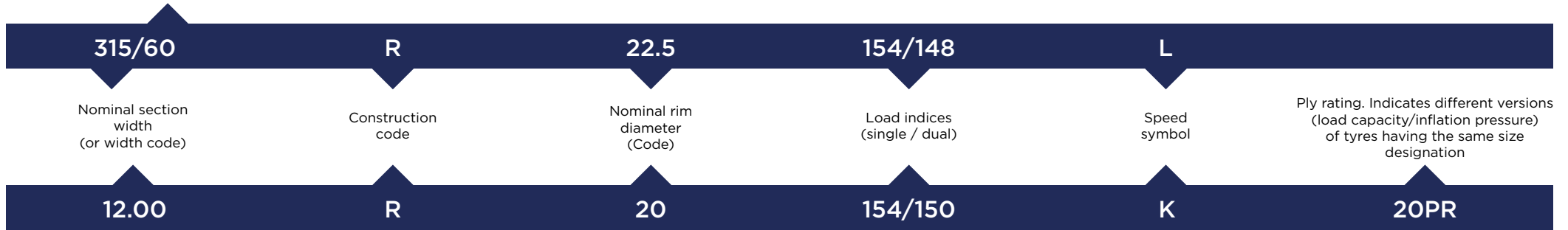
•



PROMETEON	INDEX	RANGE OVERVIEW	PROMETEON TECHNOLOGICAL PLATFORM	ABBREVIATIONS AND SYMBOLS EXPLANATION	PRODUCT RANGE OVERVIEW	TYRE MARKINGS	TECHNICAL TABLES LEGEND	EU TYRE LABELLING REGULATION	TYRE LABELLING TABLE	DIMENSIONAL AND LOAD/PRESSURE TABLES	LOAD LIMITS AT VARIOUS SPEEDS	LOAD AND SPEED TABLES	RADIO FREQUENCY IDENTIFICATION DEVICE	INFLATION PRESSURE	STORAGE	REGROOVING
-----------	-------	----------------	----------------------------------	---------------------------------------	------------------------	---------------	-------------------------	------------------------------	----------------------	--------------------------------------	-------------------------------	-----------------------	---------------------------------------	--------------------	---------	------------

TYRE MARKINGS

Nominal aspect ratio or series (H/S*100)



PROMETEON	INDEX	RANGE OVERVIEW	PROMETEON TECHNOLOGICAL PLATFORM	ABBREVIATIONS AND SYMBOLS EXPLANATION	PRODUCT RANGE OVERVIEW	TYRE MARKINGS	TECHNICAL TABLES LEGEND	EU TYRE LABELLING REGULATION	TYRE LABELLING TABLE	DIMENSIONAL AND LOAD/PRESSURE TABLES	LOAD LIMITS AT VARIOUS SPEEDS	LOAD AND SPEED TABLES	RADIO FREQUENCY IDENTIFICATION DEVICE	INFLATION PRESSURE	STORAGE	REGROOVING
-----------	-------	----------------	----------------------------------	---------------------------------------	------------------------	----------------------	-------------------------	------------------------------	----------------------	--------------------------------------	-------------------------------	-----------------------	---------------------------------------	--------------------	---------	------------

TECHNICAL TABLES LEGEND

(S) SECTION WIDTH (MM)

The linear distance between the outsides of the sidewalls of an inflated tyre excluding elevations due to labelling (marking), design application indicators, protective bands or ribs.

(H) SECTION HEIGHT (MM)

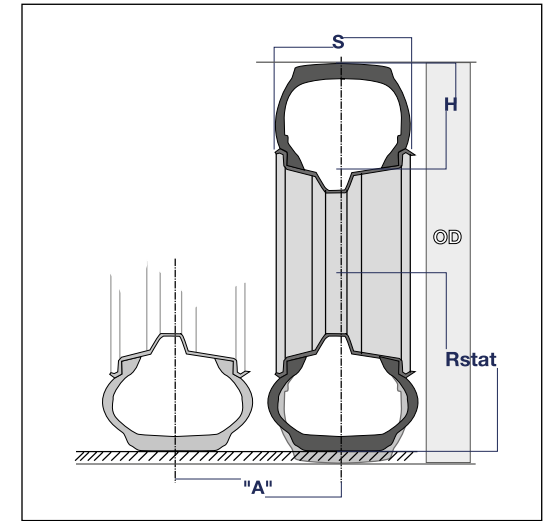
Half difference between the overall diameter and the nominal rim diameter.

(OD) OVERALL DIAMETER (MM)

The diameter of an inflated tyre at the outermost surface of the tread.

(RSTAT) STATIC LADEN RADIUS (MM)

The distance between wheel centre and road surface referring to a tyre inflated and loaded at the values shown in the table under static conditions.



ROLLING CIRCUMFERENCE (MM)

The distance covered in one complete revolution of the tyre under load and pressure conditions indicated in the tables.

(A) MINIMUM DUAL SPACING FOR TWIN FITMENTS (MM)

Dual spacing is the distance between the centre lines of the twin tyres. The “A min” values refer to tyres without chains and may also be applied in the case of the fitment of chains for twin tyres. If chains are fitted on one tyre only, the “A min” values must be increased so that the sidewalls of the tyre under load do not trap the chain and become damaged.

CONVERSION FACTORS

TO CONVERT FROM	INTO	MULTIPLY BY
mm	inch	0.03937
inch	mm	25.4
kg	lbs.	2.2046
lbs.	kg	0.4536
bar	kg/cm ²	1.01972
kg/cm ²	bar	0.98066
bar	lbs./sq. inch (psi)	14.5033
lbs./sq. inch (psi)	bar	0.06895
bar	kPa	100
lbs./sq. inch (psi)	kPa	6.895
km/h	m.p.h.	0.62137
m.p.h.	km/h	1.60935

NEW EU TYRE LABELLING REGULATION

N. 2020/740


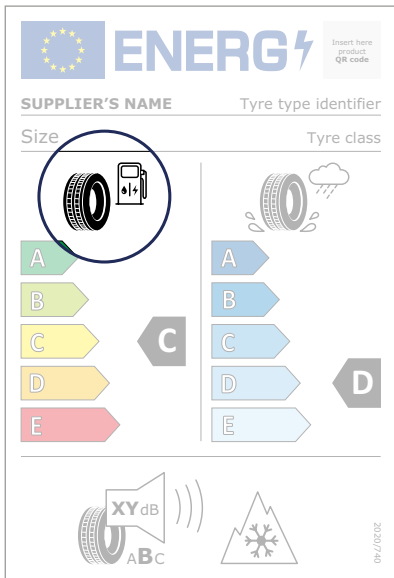
Regulation (EC) No 1222/2009 first introduced the obligation of placing car and van tyres on the EU market with a sticker showing the label with information on the fuel efficiency (rolling resistance), wet grip and external noise of the tyres.

Under the new (EU) 2020/740 regulation, bus and truck tyres are also covered.

In addition to fuel efficiency, safety and noise emission, the new EU Energy Label reports also 3PMSF marking and QR code to access to a public database where the label information are stored and accessible to all.

Careful driving with awareness helps the environment and safety. Actual fuel savings and road safety heavily depend on drivers' behaviour and correct tyre management and care:

- eco-driving can significantly reduce fuel consumption;
- tyre pressure needs to be regularly checked to optimize fuel efficiency and wet grip;
- braking distances must always be respected.



FUEL EFFICIENCY associated to the tyre's rolling resistance.

Rolling Resistance is a force acting opposite to the travel direction when the tyre is rolling.

Considering that tyres contribute up to 20% of the overall fuel consumption for a car and up to 33% for a truck (for long haulage application), it is important to reach low Rolling Resistance values.

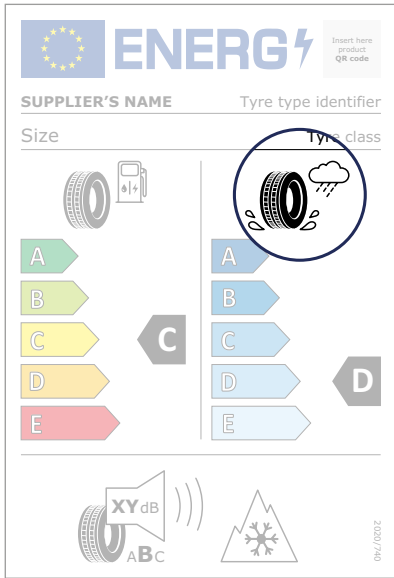
Let's understand how it works: due to the vehicle load, the tyre is deformed in the contact area with the road surface dissipating energy in form of heat. The higher deformations, the higher the rolling resistance and consequently more fuel consumption and CO2 emissions.

In the EU tyre regulation label, rolling resistance is expressed in grades, ranging from A (best grading) to E (worst grading) for industrial vehicles and cars.

PROMETEAON	INDEX	RANGE OVERVIEW	PROMETEAON TECHNOLOGICAL PLATFORM	ABBREVIATIONS AND SYMBOLS EXPLANATION	PRODUCT RANGE OVERVIEW	TYRE MARKINGS	TECHNICAL TABLES LEGEND	EU TYRE LABELLING REGULATION	TYRE LABELLING TABLE	DIMENSIONAL AND LOAD/PRESSURE TABLES	LOAD LIMITS AT VARIOUS SPEEDS	LOAD AND SPEED TABLES	RADIO FREQUENCY IDENTIFICATION DEVICE	INFLATION PRESSURE	STORAGE	REGROOVING
------------	-------	----------------	-----------------------------------	---------------------------------------	------------------------	---------------	-------------------------	-------------------------------------	----------------------	--------------------------------------	-------------------------------	-----------------------	---------------------------------------	--------------------	---------	------------

NEW EU TYRE LABELLING REGULATION

N. 2020/740

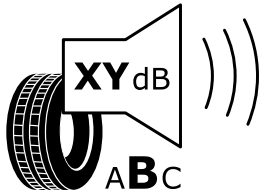
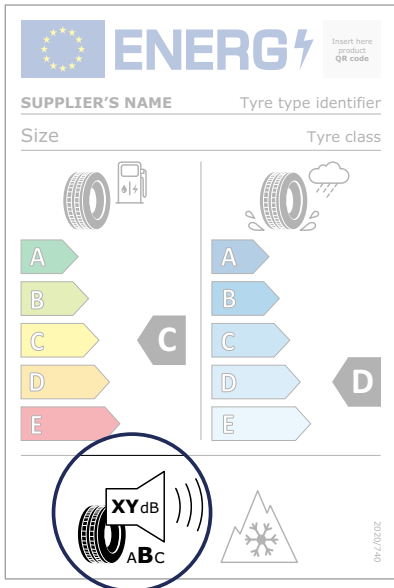


SAFETY associated to the tyre's wet grip.

Wet grip is one of the most important safety performance of a tyre. Excellent grip on wet means shorter braking distances when driving in rainy weather.

There are other important parameters which are relevant for safety, but wet grip was chosen as the most representative situation in order to compare different tyres.

It ranges from A (shorter braking distance on wet asphalt) to E for truck. The difference between each grade means an increase or decrease in stopping distance of roughly 2 and 3 meters when braking from 60 km/h to 20Km/h.



EXTERNAL NOISE LEVEL (given in decibels)

Traffic noise is a relevant environmental issue determined by several factors such as traffic intensity, vehicle type, driving style, tyre-road interaction.

The value indicated in the label is not the internal that the driver will perceive while driving, but the external one, that is contributing to acoustic pollution.

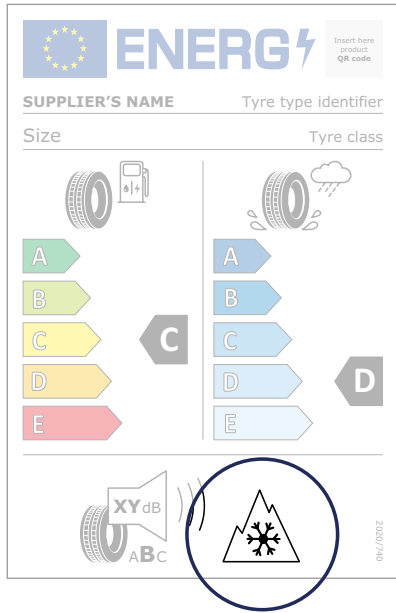
It is expressed in decibel (dB) and split in 3 categories:

- A class (best performance): at least 3dB less than the Limit Value of EU reg. 661/2009;
- B class: compliant with the limit value of EU reg 661/2009;
- C class (worst performance): compliant with omologative limits but over the limit value of EU reg. 661/2009.

PROMETON	INDEX	RANGE OVERVIEW	PROMETON TECHNOLOGICAL PLATFORM	ABBREVIATIONS AND SYMBOLS EXPLANATION	PRODUCT RANGE OVERVIEW	TYRE MARKINGS	TECHNICAL TABLES LEGEND	EU TYRE LABELLING REGULATION	TYRE LABELLING TABLE	DIMENSIONAL AND LOAD/PRESSURE TABLES	LOAD LIMITS AT VARIOUS SPEEDS	LOAD AND SPEED TABLES	RADIO FREQUENCY IDENTIFICATION DEVICE	INFLATION PRESSURE	STORAGE	REGROOVING
----------	-------	----------------	---------------------------------	---------------------------------------	------------------------	---------------	-------------------------	------------------------------	----------------------	--------------------------------------	-------------------------------	-----------------------	---------------------------------------	--------------------	---------	------------

NEW EU TYRE LABELLING REGULATION

N. 2020/740



TYRE FOR USE IN SEVERE SNOW CONDITIONS

(3PMSF symbol)

The tyre bearing this symbol is specifically designed for use in severe snow conditions and can bear the symbol only after a specific test for the measurement of snow grip performances.

The pictogram known as 'Alpine Symbol' or '3 Peaks Mountain Snow Flake' or (3PMSF) is also included on the tyre label of a tyre which satisfies the minimum snow grip index values set out in the 2020/740 regulation that provide also the testing method.

Many European countries are increasing the adoption of legislations that allow the vehicles circulation during winter season only to vehicles provided with tyres bearing Alpine Symbol in some different conditions (roads, regions or periods).

EPREL database / Product information sheet (European Product Registry for Energy Labelling)

According to the EU label regulation 2020/740, tires sold in Europe must have an Energy Label and the related information must be registered on the EPREL. Through the QR code displayed on the Label or Trademark and Tyre Type Identifier, consumers can access the public web portal and download:

- official EU Label values;
- product information sheet, which includes the designation data and grading for each Tyre Type Identifier.

PROMETEON	INDEX	RANGE OVERVIEW	PROMETEON TECHNOLOGICAL PLATFORM	ABBREVIATIONS AND SYMBOLS EXPLANATION	PRODUCT RANGE OVERVIEW	TYRE MARKINGS	TECHNICAL TABLES LEGEND	EU TYRE LABELLING REGULATION	TYRE LABELLING TABLE	DIMENSIONAL AND LOAD/PRESSURE TABLES	LOAD LIMITS AT VARIOUS SPEEDS	LOAD AND SPEED TABLES	RADIO FREQUENCY IDENTIFICATION DEVICE	INFLATION PRESSURE	STORAGE	REGROOVING
-----------	-------	----------------	----------------------------------	---------------------------------------	------------------------	---------------	-------------------------	-------------------------------------	----------------------	--------------------------------------	-------------------------------	-----------------------	---------------------------------------	--------------------	---------	------------

TYRE LABELLING TABLE

PREMIUM




APPLICATION SEGMENT	TREAD PATTERN	RIM	IP CODE	EAN CODE	SIZE	LOAD INDEX & SPEED CODE	ADDITIONAL SPECS	MARKING	EU TYRE LABEL REGULATION 2020/740 LABEL PARAMETERS				
													
FUEL EFFICIENCY 	H02 PROFUEL STEER	22.5	4010900	8019227401097	315/70 R 22.5	156/150 L (154/150 M)		M+S	A	B	A	67dB	✓
			4109500	8019227410952	385/55 R 22.5	160 K (158 L)		M+S	A	B	A	71dB	✓
	H02 PROFUEL DRIVE	22.5	4011000	8019227401103	315/70 R 22.5	154/150 L (152/148 M)		M+S	A	B	A	72dB	✓
			FH:01 PROWAY	22.5	3660700	8019227366075	315/60 R 22.5	154/148 L		M+S	B	A	A
	3660500	8019227366051			315/70 R 22.5	156/150 L (154/150 M)		M+S	B	B	A	69dB	✓
	3660400	8019227366044			315/80 R 22.5	158/150 L (156/150 M)		M+S	B	A	A	69dB	✓
	TH:01 PROWAY	22.5	3660800	8019227366082	315/60 R 22.5	152/148 L		M+S	B	B	A	71dB	✓
			3660600	8019227366068	315/70 R 22.5	154/150 L (152/148 M)		M+S	B	B	A	72dB	✓
			3264400	8019227326444	315/80 R 22.5	156/150 L (154/150 M)		M+S	B	B	A	72dB	✓
	FH:01 ENERGY	22.5	3772600	8019227377262	275/70 R 22.5	148/145 M (150/147 L)		M+S	C	B	A	70dB	✓
			3774500	8019227377453	295/60 R 22.5	150/147 L		M+S	C	B	B	72dB	✓
			3774600	8019227377460	305/70 R 22.5	152/150 L (150/148 M)		M+S	B	B	A	71dB	✓
			3774300	8019227377439	385/65 R 22.5	160 K (158 L)		M+S	B	A	B	71dB	✓
	FH:01 II ENERGY	22.5	3779900	8019227377996	295/80 R 22.5	154/149 M		M+S	C	B	A	69dB	✓
			3570300	8019227357035	385/55 R 22.5	158 L (160 K)		M+S	B	A	A	71dB	✓
	TH:01 ENERGY	22.5	2155800	8019227215588	275/70 R 22.5	148/145 M (150/147 L)		M+S	D	B	A	72dB	✓
			2156300	8019227215632	295/60 R 22.5	150/147 L		M+S	D	B	B	75dB	✓
			2145500	8019227214550	295/80 R 22.5	152/148 M		M+S	C	B	A	73dB	✓
			2191400	8019227219142	305/70 R 22.5	152/150 L (150/148 M)		M+S	C	B	A	73dB	✓
	ST:01 NEVERENDING ENERGY	22.5	3660000	8019227366006	385/55 R 22.5	160 K		M+S FRT	A	A	A	68dB	
3780000			8019227378009	385/65 R 22.5	160 K (158 L)		M+S FRT	A	A	B	71dB		
ST:01 NEVERENDING SUPERSINGLE		19.5	2796800	8019227279689	435/50 R 19.5	160 J		M+S FRT	B	A	B	73dB	✓



PROMETEON	INDEX	RANGE OVERVIEW	PROMETEON TECHNOLOGICAL PLATFORM	ABBREVIATIONS AND SYMBOLS EXPLANATION	PRODUCT RANGE OVERVIEW	TYRE MARKINGS	TECHNICAL TABLES LEGEND	EU TYRE LABELLING REGULATION	TYRE LABELLING TABLE	DIMENSIONAL AND LOAD/PRESSURE TABLES	LOAD LIMITS AT VARIOUS SPEEDS	LOAD AND SPEED TABLES	RADIO FREQUENCY IDENTIFICATION DEVICE	INFLATION PRESSURE	STORAGE	REGROOVING
-----------	-------	----------------	----------------------------------	---------------------------------------	------------------------	---------------	-------------------------	------------------------------	-----------------------------	--------------------------------------	-------------------------------	-----------------------	---------------------------------------	--------------------	---------	------------

TYRE LABELLING TABLE

PREMIUM

APPLICATION SEGMENT	TREAD PATTERN	RIM	IP CODE	EAN CODE	SIZE	LOAD INDEX & SPEED CODE	ADDITIONAL SPECS	MARKING	EU TYRE LABEL REGULATION 2020/740 LABEL PARAMETERS					
									SPECS					
VERSATILITY 	FR:01 TRIATHLON	22.5	2582000	8019227258202	295/80 R 22.5	154/149 M		M+S	C	B	A	71dB	✓	
			3738400	8019227373844	315/60 R 22.5	154/148 L		M+S	C	B	A	71dB	✓	
			2582400	8019227258240	315/70 R 22.5	156/150 L (154/150 M)		M+S	C	B	A	72dB	✓	
			2582800	8019227258288	315/80 R 22.5	156/150 L (154/150 M)		M+S	C	B	A	71dB	✓	
			3871900	8019227387193	385/55 R 22.5	160 K (158 L)		M+S	B	B	A	72dB	✓	
	3752000	8019227375206	385/65 R 22.5	164 K (158 L)		HL	M+S	B	B	A	71dB	✓		
	TR:01 TRIATHLON	22.5	3738600	8019227373868	295/60 R 22.5	150/147 K		M+S	C	C	B	76dB	✓	
			2582100	8019227258219	295/80 R 22.5	152/148 M		M+S	D	B	A	73dB	✓	
			3738500	8019227373851	315/60 R 22.5	152/148 L		M+S	D	B	B	76dB	✓	
			2582500	8019227258257	315/70 R 22.5	154/150 L (152/148 M)		M+S	D	B	B	75dB	✓	
			2582900	8019227258295	315/80 R 22.5	156/150 L (154/150 M)		M+S	D	B	A	73dB	✓	
	R02 PRO TRAILER	22.5	3893500	8019227389357	385/65 R 22.5	164 K (158 L)		HL	M+S FRT	B	B	A	70dB	✓
	ST:01 TRIATHLON	22.5	2801400	8019227280142	385/55 R 22.5	160 K			M+S FRT	B	A	A	71dB	✓
			2801300	8019227280135	385/65 R 22.5	160 K (158 L)			M+S FRT	B	A	A	70dB	✓
	R02 PROFUEL STEER	19.5	4090500	8019227409055	285/70 R 19.5	146/144 L			M+S	B	B	A	72dB	✓
	R02 PROFUEL DRIVE	19.5	4090600	8019227409062	285/70 R 19.5	146/144 L			M+S	C	C	A	72dB	✓
	FR:01	19.5	3167300	8019227316735	245/70 R 19.5	136/134 M			M+S	D	B	B	72dB	✓
			3167400	8019227316742	265/70 R 19.5	140/138 M			M+S	D	B	B	71dB	✓
			3167500	8019227316759	285/70 R 19.5	146/144 L			M+S	C	B	B	71dB	✓
			3167600	8019227316766	305/70 R 19.5	148/145 M			M+S	C	B	A	66dB	✓
	TR:01	19.5	2800700	8019227280074	245/70 R 19.5	136/134 M			M+S	E	B	A	71dB	✓
			2054800	8019227205480	265/70 R 19.5	140/138 M			M+S	D	B	B	74dB	✓
			2148300	8019227214833	285/70 R 19.5	146/144 L			M+S	D	C	B	75dB	✓
			2078500	8019227207859	305/70 R 19.5	148/145 M			M+S	D	B	A	71dB	✓
	ST:01	19.5	2528100	8019227252811	245/70 R 19.5	141/140 J			M+S FRT	D	C	B	71dB	✓
			2528200	8019227252828	265/70 R 19.5	143/141 J			M+S FRT	D	A	B	72dB	✓
			2528300	8019227252835	285/70 R 19.5	150/148 J			M+S FRT	D	A	B	72dB	✓
	ST:01 SUPERSINGLE	19.5	2528600	8019227252866	445/45 R 19.5	160 J			M+S FRT	C	A	B	72dB	✓
	R02 PROFUEL STEER	17.5	4090700	8019227409079	225/75 R 17.5	129/127 M			M+S	C	B	A	69dB	✓
	R02 PROFUEL DRIVE	17.5	4090800	8019227409086	225/75 R 17.5	129/127 M			M+S	C	C	A	71dB	✓
FR:01 TRIATHLON	17.5	2707400	8019227270747	205/75 R 17.5	124/122 M			M+S	D	C	A	69dB	✓	
		3893600	8019227389364	215/75 R 17.5	128/126 M			M+S	D	C	A	70dB	✓	
		2707800	8019227270785	225/75 R 17.5	129/127 M			M+S	D	B	A	71dB	✓	
		2708000	8019227270808	235/75 R 17.5	132/130 M			M+S	D	C	A	69dB	✓	
		2708200	8019227270822	245/70 R 17.5	136/134 M			M+S	D	B	A	71dB	✓	



PROMETEON	INDEX	RANGE OVERVIEW	PROMETEON TECHNOLOGICAL PLATFORM	ABBREVIATIONS AND SYMBOLS EXPLANATION	PRODUCT RANGE OVERVIEW	TYRE MARKINGS	TECHNICAL TABLES LEGEND	EU TYRE LABELLING REGULATION	TYRE LABELLING TABLE	DIMENSIONAL AND LOAD/PRESSURE TABLES	LOAD LIMITS AT VARIOUS SPEEDS	LOAD AND SPEED TABLES	RADIO FREQUENCY IDENTIFICATION DEVICE	INFLATION PRESSURE	STORAGE	REGROOVING
-----------	-------	----------------	----------------------------------	---------------------------------------	------------------------	---------------	-------------------------	------------------------------	----------------------	--------------------------------------	-------------------------------	-----------------------	---------------------------------------	--------------------	---------	------------

TYRE LABELLING TABLE

PREMIUM

APPLICATION SEGMENT	TREAD PATTERN	RIM	IP CODE	EAN CODE	SIZE	LOAD INDEX & SPEED CODE	ADDITIONAL SPECS	MARKING	EU TYRE LABEL REGULATION 2020/740 LABEL PARAMETERS				
													
VERSATILITY 	TR:01 TRIATHLON	17.5	3608700	8019227360875	205/75 R 17.5	124/122 M		M+S	D	C	A	71dB	✓
			3182800	8019227318289	215/75 R 17.5	126/124 M		M+S	D	B	A	71dB	✓
			2707900	8019227270792	225/75 R 17.5	129/127 M		M+S	D	B	A	72dB	✓
			2708100	8019227270815	235/75 R 17.5	132/130 M		M+S	D	B	A	70dB	✓
			2708300	8019227270839	245/70 R 17.5	136/134 M		M+S	D	B	A	72dB	✓
	ST:01	17.5	2797000	8019227279702	205/65 R 17.5	129/127 J (132/132 F)		M+S FRT	D	B	A	68dB	✓
			2527800	8019227252781	215/75 R 17.5	135/133 J		M+S FRT	D	B	A	70dB	✓
			2527900	8019227252798	235/75 R 17.5	143/141 J (144/144 F)		M+S FRT	C	C	A	69dB	✓
			2528000	8019227252804	245/70 R 17.5	143/141 J (146/146 F)		M+S FRT	C	C	A	69dB	✓
WINTER 	FW:01	22.5	2464200	8019227246421	295/80 R 22.5	154/149 M		M+S	C	A	B	72dB	✓
			2780400	8019227278040	315/70 R 22.5	156/150 L (154/150 M)		M+S	C	B	B	73dB	✓
			2659800	8019227265989	315/80 R 22.5	156/150 L (154/150 M)		M+S	C	A	B	72dB	✓
			2659900	8019227265996	385/55 R 22.5	158 L (160 K)		M+S	C	B	B	73dB	✓
			2660000	8019227266009	385/65 R 22.5	158 L (160 K)		M+S	C	B	B	73dB	✓
	TW:01	22.5	2647800	8019227264784	295/80 R 22.5	152/148 M		M+S	D	A	B	75dB	✓
			2151200	8019227215120	315/70 R 22.5	154/150 L (152/148 M)		M+S	D	B	B	75dB	✓
			2151000	8019227215106	315/80 R 22.5	156/150 L (154/150 M)		M+S	D	B	B	75dB	✓
COACH 	FH:01 COACH	22.5	3660200	8019227366020	295/80 R 22.5	156/149 M	HL	M+S	B	B	A	68dB	✓
			2606300	8019227260632	315/80 R 22.5	158/150 L (156/150 M)	HL	M+S	B	A	A	69dB	✓
	TH:01 COACH	22.5	3660300	8019227366037	295/80 R 22.5	152/148 M		M+S	B	B	A	69dB	✓
URBAN 	U02 URBAN-e PRO MULTIAXLE	22.5	4099500	8019227409956	275/70 R 22.5	152/148 J	HL	M+S	B	B	A	69dB	✓
			4099600	8019227409963	315/60 R 22.5	156/150 J	HL	M+S	B	B	A	72dB	✓
	MC:01 e-URBAN	22.5	3751900	8019227375190	275/70 R 22.5	152/148 J	HL	M+S	B	B	A	69db	✓
			3660900	8019227366099	315/60 R 22.5	156/150 J	HL	M+S	B	B	A	72db	✓

TYRE LABELLING TABLE

PREMIUM

APPLICATION SEGMENT	TREAD PATTERN	RIM	IP CODE	EAN CODE	SIZE	LOAD INDEX & SPEED CODE	ADDITIONAL SPECS	MARKING	EU TYRE LABEL REGULATION 2020/740 LABEL PARAMETERS				
													
CONSTRUCTION 	FG:01 II	22.5	3864700	8019227386479	13 R 22.5	156/150 K		M+S	D	A	A	71dB	✓
			3558300	8019227355833	295/80 R 22.5	152/148 L		M+S	D	A	B	73dB	✓
			3535200	8019227353525	315/80 R 22.5	156/150 K		M+S	D	A	A	71dB	✓
	TG:01 II	22.5	3864800	8019227386486	13 R 22.5	156/150 K		M+S	D	A	B	74dB	✓
			3558400	8019227355840	295/80 R 22.5	152/148 L		M+S	E	A	B	76dB	✓
			3558500	8019227355857	315/80 R 22.5	156/150 K		M+S	E	B	B	74dB	✓
	GO2 PRO MULTIAXLE	22.5	3936800	8019227393682	385/65 R 22.5	164 K (158 L)	HL	M+S	C	B	B	73dB	✓
	AP05 II	22.5	2475400	8019227247541	385/65 R 22.5	160 K (158 L)		M+S	C	A	B	72dB	✓
MG:01	19.5	3118500	8019227311853	265/70 R 19.5	140/138 K		M+S	D	B	A	69dB	✓	
STG:01	19.5	2865800	8019227286588	265/70 R 19.5	143/141 J		M+S FRT	D	B	A	69dB	✓	
QUARRY & MINE 	TQ:01 ROCK	22.5	3763900	8019227376395	13 R 22.5	156/150 F (154/150 G)		M+S POR					
			4100300	8019227410037	13 R 22.5	158/156 G	HL	M+S POR					
SPECIAL USE 	PS22	20	3763500	8019227376357	14.00 R 20	164/160 G		M+S POR ML					
			3763600	8019227376364	335/80 R 20	149 K		M+S POR MPT					
			3763800	8019227376388	365/80 R 20	152 K		M+S POR MPT					
			3764100	8019227376418	365/85 R 20	164 G		M+S POR					
			3764000	8019227376401	395/85 R 20	168 G (161 J)		M+S POR					

* Stock clearance

TYRE LABELLING TABLE

PERFORMANCE

APPLICATION SEGMENT	TREAD PATTERN	RIM	IP CODE	EAN CODE	SIZE	LOAD INDEX & SPEED CODE	ADDITIONAL SPECS	MARKING	EU TYRE LABEL REGULATION 2020/740 LABEL PARAMETERS				
													
VERSATILITY 	ITINERIS S	22.5	3750400	8019227375046	295/80 R 22.5	154/149 M		M+S	C	B	A	69dB	✓
			3220200	8019227322026	315/70 R 22.5	156/150 L (154/150 M)		M+S	C	B	A	72dB	✓
			3103700	8019227310375	315/80 R 22.5	156/150 L (154/150 M)		M+S	D	B	A	72dB	✓
	ITINERIS D	22.5	3814200	8019227381429	295/80 R 22.5	152/148 M		M+S	D	B	A	73dB	✓
			3220400	8019227322040	315/70 R 22.5	154/150 L (152/148 M)		M+S	D	B	B	74dB	✓
			3103800	8019227310382	315/80 R 22.5	156/150 L (154/150 M)		M+S	D	B	A	73dB	✓
ITINERIS T	22.5	2866100	8019227286618	385/55 R 22.5	160 K		M+S FRT	B	A	B	71dB	✓	
		2856000	8019227285604	385/65 R 22.5	160 K (158 L)		M+S FRT	C	A	A	70dB	✓	
URBAN 	MC88 III M+S AMARANTO	22.5	4169900	8019227409055	275/70 R 22.5	150/148 J (152/148 E)		M+S	C	B	B	72dB	✓
CONSTRUCTION 	FG88	22.5	2391400	8019227239140	13 R 22.5	156/150 K		M+S	D	B	A	70dB	✓
			1913200	8019227191325	315/80 R 22.5	156/150 K		M+S	D	B	B	72dB	✓
	TG88	22.5	2391500	8019227239157	13 R 22.5	156/150 K		M+S	D	B	B	74dB	✓
			1913300	8019227191332	315/80 R 22.5	156/150 K		M+S	D	B	B	74dB	✓

PROMETEON	INDEX	RANGE OVERVIEW	PROMETEON TECHNOLOGICAL PLATFORM	ABBREVIATIONS AND SYMBOLS EXPLANATION	PRODUCT RANGE OVERVIEW	TYRE MARKINGS	TECHNICAL TABLES LEGEND	EU TYRE LABELLING REGULATION	TYRE LABELLING TABLE	DIMENSIONAL AND LOAD/PRESSURE TABLES	LOAD LIMITS AT VARIOUS SPEEDS	LOAD AND SPEED TABLES	RADIO FREQUENCY IDENTIFICATION DEVICE	INFLATION PRESSURE	STORAGE	REGROOVING
-----------	-------	----------------	----------------------------------	---------------------------------------	------------------------	---------------	-------------------------	------------------------------	-----------------------------	--------------------------------------	-------------------------------	-----------------------	---------------------------------------	--------------------	---------	------------

TYRE LABELLING TABLE

OTHER PRODUCT LINES

APPLICATION SEGMENT	TREAD PATTERN	RIM	IP CODE	EAN CODE	SIZE	LOAD INDEX & SPEED CODE	ADDITIONAL SPECS	MARKING	EU TYRE LABEL REGULATION 2020/740 LABEL PARAMETERS				
													
FUEL EFFICIENCY 	FH15	22.5	4034100	8019227403411	255/70 R 22.5	140/137 M		M+S	D	A	A	67dB	✓
	TH25	22.5	4057100	8019227405712	10 R 22.5	144/142 M		M+S	D	B	B	75db	✓
	TH25 D PLUS	22.5	4057200	8019227405729	11 R 22.5	148/145 M		M+S	D	B	B	75dB	✓
VERSATILITY   	FR:01 II	22.5	2659600	8019227265965	295/80 R 22.5	152/148 M		M+S	C	B	B	71db	✓
			3266800	8019227326680	315/70 R 22.5	156/150 L (154/150 M)		M+S	C	A	B	72db	✓
			2659700	8019227265972	315/80 R 22.5	156/150 L (154/150 M)		M+S	C	B	A	70db	✓
	TR:01 II	22.5	2633000	8019227263305	295/80 R 22.5	152/148 M		M+S	D	B	A	73db	✓
			3266900	8019227326697	315/70 R 22.5	154/150 L (152/148 M)		M+S	D	B	B	75db	✓
			2633200	8019227263329	315/80 R 22.5	156/150 L (154/150 M)		M+S	D	B	A	73db	✓
	FR25	22.5	4112700	8019227411270	11 R 22.5	148/145 L		M+S	D	B	A	68dB	✓
			3609100	8019227360912	12 R 22.5	152/148 M		M+S	D	A	A	71dB	✓
			3609000	8019227360905	315/80 R 22.5	156/150 L (154/150 M)		M+S	D	A	A	71db	✓
	TR25	22.5	1231200	8019227123128	12 R 22.5	152/148 M		M+S	E	B	B	75dB	✓
			1184700	8019227118476	315/80 R 22.5	156/150 L (154/150 M)		M+S	D	B	B	75db	✓
	LS97	22.5	1206900	8019227120691	10 R 22.5	144/142 M			D	B	B	72db	
ST25 PLUS	22.5	2855900	8019227285598	385/65R22.5	160 K (158 L)		M+S FRT	C	A	B	71db	✓	
CONSTRUCTION 	FG85	20	3780200	8019227378023	12.00 R 20	154/150 K (156/150 G)		M+S	D	B	B	72dB	✓
		22.5	2137500	8019227213751	11 R 22.5	148/145 K			E	C	B	73dB	
			3780100	8019227378016	12 R 22.5	152/148 L		M+S	D	A	A	71dB	✓
	24	3780300	8019227378030	12.00 R 24	160/156 K		M+S	D	B	A	71dB	✓	
	TG85	20	1204300	8019227120431	12.00 R 20	154/150 K (156/150 G)		M+S	D	B	B	74dB	✓
		22.5	1288500	8019227128857	12 R 22.5	152/148 L		M+S	D	B	B	74dB	✓
24	1204400	8019227120448	12.00 R 24	160/156 K		M+S	D	B	B	74dB	✓		

DIMENSIONAL AND LOAD/PRESSURE TABLES

TUBELESS LOW SECTION 17.5"

TYRE SIZE	LOAD INDEX & SPEED CODE	TREAD PATTERN	MARKING	TYRE DIMENSIONS [MM]									RIMS	MINIMUM DUAL SPACING [MM]	LOAD INDEX	SINGLE - DUAL FITMENT	LOAD CAPACITY PER AXLE (KG)														SPEED SYMBOL [KM/H]							
				NEW				STANDARD ETRTO									COLD INFLATION PRESSURE - BAR [KPA] (PSI)																					
				WIDTH (#)	OUTER DIAMETER	STATICAL RADIUS	ROLLING CIRC. (+1%)	MAX. WIDTH (#)	MAX. OUTER DIAMETER	ROLLING CIRCUMF. DESIGN	4.50 [450]	4.75 [475]					5.00 [500]	5.25 [525]	5.50 [550]	5.75 [575]	6.00 [600]	6.25 [625]	6.50 [650]	6.75 [675]	7.00 [700]	7.25 [725]	7.50 [750]	7.75 [775]	8.00 [800]	8.25 [825]		8.50 [850]						
245/70 R 17.5	136/134 M	FR:01 Triathlon	M+S	241	797	368	2431	250	803	2406	<u>6,75</u>	270	136	S																								
		TR:01 Triathlon	M+S	241	799	368	2437		811 M+S		7,50	279	134	D												6840	7050	7260	7470	7670	7880	8080	8280	8480				
205/75 R 17.5	124/122 M	FR:01 Triathlon	M+S	212	760	356	2318	213	765	2297	5,25	222	124	S																								
		TR:01 Triathlon	M+S	212	763	358	2327		773 M+S		6,00	231	122	D																								
215/75 R 17.5	126/124 M	TR:01 Triathlon	M+S	219	779	364	2376	220	779	2339	<u>6,00</u>	239	126	S																								
	128/126 M	FR:01 Triathlon	M+S	218	777	364	2370		787 M+S		6,75	246	124	D																								
225/75 R 17.5		129/127 M	FR:01 Triathlon	M+S	221	790	369	2410	228	797	2388	<u>6,00</u>	246	129	S																							
	TR:01 Triathlon		M+S	221	792	370	2416		805 M+S		6,75	254	127	D																								
	R02 Profuel Steer		M+S	221	783	366	2388																															
	R02 Profuel Drive		M+S	221	784	367	2391																															
235/75 R 17.5	132/130 M	FR:01 Triathlon	M+S	237	805	376	2455	242	811	2431	<u>6,75</u>	262	132	S																								
		TR:01 Triathlon	M+S	237	807	377	2461		819 M+S		7,50	271	130	D																								

(#) On the underlined rim of the list



PROMETON	INDEX	RANGE OVERVIEW	PROMETON TECHNOLOGICAL PLATFORM	ABBREVIATIONS AND SYMBOLS EXPLANATION	PRODUCT RANGE OVERVIEW	TYRE MARKINGS	TECHNICAL TABLES LEGEND	EU TYRE LABELLING REGULATION	TYRE LABELLING TABLE	DIMENSIONAL AND LOAD/PRESSURE TABLES	LOAD LIMITS AT VARIOUS SPEEDS	LOAD AND SPEED TABLES	RADIO FREQUENCY IDENTIFICATION DEVICE	INFLATION PRESSURE	STORAGE	REGROOVING
----------	-------	----------------	---------------------------------	---------------------------------------	------------------------	---------------	-------------------------	------------------------------	----------------------	--------------------------------------	-------------------------------	-----------------------	---------------------------------------	--------------------	---------	------------

DIMENSIONAL AND LOAD/PRESSURE TABLES

TUBELESS LOW SECTION 19.5"

TYRE SIZE	LOAD INDEX & SPEED CODE	TREAD PATTERN	MARKING	TYRE DIMENSIONS [MM]							RIMS	MINIMUM DUAL SPACING [MM]	LOAD INDEX	SINGLE - DUAL FITMENT	LOAD CAPACITY PER AXLE (KG)														SPEED SYMBOL [KM/H]										
				NEW				STANDARD ETRTO							COLD INFLATION PRESSURE - BAR [KPA] (PSI)																								
				WIDTH (#)	OUTER DIAMETER	STATICAL RADIUS	ROLLING CIRC. (±1%)	MAX. WIDTH (#)	MAX. OUTER DIAMETER	ROLLING CIRCUMF. DESIGN					4.50	4.75	5.00	5.25	5.50	5.75	6.00	6.25	6.50	6.75	7.00	7.25	7.50	7.75		8.00	8.25	8.50							
															[450]	[475]	[500]	[525]	[550]	[575]	[600]	[625]	[650]	[675]	[700]	[725]	[750]	[775]		[800]	[825]	[850]							
245/70 R 19.5	136/134 M	FR:01	M+S	244	845	392	2577	250	853	2559	<u>6.75</u>	270	136	S													3590	3700	3820	3930	4040	4150	4260	4370	4480			M=130	
		TR:01	M+S	244	849	394	2589		862	M+S		7.50	279	134	D													6790	7010	7220	7440	7650	7860	8070	8270	8480			
265/70 R 19.5	140/138 M	FR:01	M+S	258	865	400	2638	264	881	2644	<u>6.75</u>	286	140	S													4070	4210	4340	4480	4610	4740	4870	5000			M=130		
		TR:01	M+S	258	871	403	2657		890	M+S		7.50	295	138	D													7690	7950	8200	8450	8700	8950	9200	9440			K=110	
	140/138 K	MG:01	M+S	269	868	401	2647	272	881	2644	<u>6.75</u>	286	140	S														4070	4210	4340	4480	4610	4740	4870	5000				
									890	M+S	<u>7.50</u>	295	138	D														7690	7950	8200	8450	8700	8950	9200	9440				
285/70 R 19.5	146/144 L	FR:01	M+S	275	892	411	2721	287	911	2730	<u>7.50</u>	311	146	S														4840	4990	5140	5280	5430	5570	5720	5860	6000		L=120	
		TR:01	M+S	275	897	413	2736		920	M+S		8.25	318	144	D													9040	9310	9590	9860	10130	10400	10670	10940	11200			
		R02 Profuel Steer	M+S	280	891	411	2718					<u>9.00</u>	327																										
		R02 Profuel Drive	M+S	280	894	412	2727																																
305/70 R 19.5	148/145 M	FR:01	M+S	301	920	423	2806	309	941	2815	<u>8.25</u>	334	148	S														5080	5240	5390	5550	5700	5850	6000	6150	6300	M=130		
		TR:01	M+S	301	927	426	2827		950	M+S		9.00	343	145	D														9360	9650	9930	10210	10490	10770	11050	11330	11600		

(#) On the underlined rim of the list



PROMETEAON	INDEX	RANGE OVERVIEW	PROMETEAON TECHNOLOGICAL PLATFORM	ABBREVIATIONS AND SYMBOLS EXPLANATION	PRODUCT RANGE OVERVIEW	TYRE MARKINGS	TECHNICAL TABLES LEGEND	EU TYRE LABELLING REGULATION	TYRE LABELLING TABLE	DIMENSIONAL AND LOAD/PRESSURE TABLES	LOAD LIMITS AT VARIOUS SPEEDS	LOAD AND SPEED TABLES	RADIO FREQUENCY IDENTIFICATION DEVICE	INFLATION PRESSURE	STORAGE	REGROOVING
------------	-------	----------------	-----------------------------------	---------------------------------------	------------------------	---------------	-------------------------	------------------------------	----------------------	--------------------------------------	-------------------------------	-----------------------	---------------------------------------	--------------------	---------	------------

DIMENSIONAL AND LOAD/PRESSURE TABLES

TUBELESS LOW SECTION 22.5"

TYRE SIZE	LOAD INDEX & SPEED CODE	TREAD PATTERN	MARKING	TYRE DIMENSIONS [MM]									RIMS	MINIMUM DUAL SPACING [MM]	LOAD INDEX	SINGLE - DUAL FITMENT	LOAD CAPACITY PER AXLE (KG)													SPEED SYMBOL [KM/H]							
				NEW				STANDARD ETRTO									COLD INFLATION PRESSURE - BAR [KPA] (PSI)																				
				WIDTH (#)	OUTER DIAMETER	STATICAL RADIUS	ROLLING CIRC. (±1%)	MAX. WIDTH (#)	MAX. OUTER DIAMETER	ROLLING CIRCUMF. DESIGN	5.00 [500]	5.25 [525]					5.50 [550]	5.75 [575]	6.00 [600]	6.25 [625]	6.50 [650]	6.75 [675]	7.00 [700]	7.25 [725]	7.50 [750]	7.75 [775]	8.00 [800]	8.25 [825]	8.50 [850]		8.75 [875]	9.00 [900]					
											(73)	(76)					(80)	(83)	(87)	(91)	(94)	(98)	(102)	(105)	(109)	(112)	(116)	(120)	(123)		(127)	(131)					
315/70 R 22.5	154/150 L (152/148 M)	H02 Profuel Drive	M+S	314	1009	466	3077	318	1032	3093	<u>9.00</u>	351	154	S										5960	6130	6310	6480	6650	6830	7000	7160	7330	7500	M=130			
		TH:01 Proway	M+S	316	1012	467	3087		1042 M+S		9.75	360	150	D											10650	10960	11270	11580	11890	12200	12500	12800	13100	13400	L=120		
		TR:01 Triathlon	M+S	315	1026	473	3129						(152)	S																		(7100)					
		TR:01 + II	M+S	315	1028	474	3135						(148)	D																		(12600)					
		Itineris D	M+S	315	1024	472	3123																														
	TW:01	M+S	315	1030	475	3142																															
	156/150 L (154/150 M)	H02 Profuel Steer	M+S	313	1004	464	3062							156	S										6360	6540	6730	6910	7100	7280	7460	7640	7820	8000			
		FH:01 Proway	M+S	315	1009	466	3077							150	D										10650	10960	11270	11580	11890	12200	12500	12800	13100	13400			
		FR:01 Triathlon	M+S	315	1016	469	3099							(154)	S																				(7500)		
		FR:01 + II	M+S	317	1016	469	3099							(150)	D																				(13400)		
Itineris S		M+S	315	1013	468	3090																															
FW:01	M+S	315	1018	470	3105																																
295/80 R 22.5	152/148 M	FR:01 + II	M+S	295	1059	493	3230	302	1062	3184	<u>8.25</u>	326	152	S										5730	5900	6080	6250	6420	6590	6760	6930	7100		M=130			
		TR:01 + II	M+S	295	1070	498	3264		1073 M+S		9.00	335	148	D											10170	10480	10790	11090	11400	11700	12000	12300	12600		L=120		
		TH:01	M+S	296	1058	493	3227																														
		TH:01 Coach	M+S	296	1054	491	3215																														
		TR:01 Triathlon	M+S	295	1064	495	3245																														
		Itineris D	M+S	300	1064	495	3245																														
		TW:01	M+S	295	1066	496	3251																														
	152/148 L	FG:01 II	M+S	295	1065	495	3248																														
		TG:01 II	M+S	295	1070	498	3264																														
	154/149 M	FH:01 II	M+S	296	1053	490	3212							154	S										6050	6240	6420	6600	6790	6970	7140	7320	7500				
		FR:01 Triathlon	M+S	295	1059	493	3230							149	D										10490	10810	11130	11450	11760	12070	12380	12690	13000				
Itineris S		M+S	298	1054	491	3215																															
156/149 M	FW:01	M+S	296	1060	493	3233																															
	FH:01 Coach (*)	M+S	295	1051	490	3206							156	S										6450	6650	6850	7040	7240	7430	7620	7810	8000					
												149	D											10490	10810	11130	11450	11760	12070	12380	12690	13000					

(#) On the underlined rim of the list
 (*) HL (High Load) marking on the tyre sidewall



PROMETEON	INDEX	RANGE OVERVIEW	PROMETEON TECHNOLOGICAL PLATFORM	ABBREVIATIONS AND SYMBOLS EXPLANATION	PRODUCT RANGE OVERVIEW	TYRE MARKINGS	TECHNICAL TABLES LEGEND	EU TYRE LABELLING REGULATION	TYRE LABELLING TABLE	DIMENSIONAL AND LOAD/PRESSURE TABLES	LOAD LIMITS AT VARIOUS SPEEDS	LOAD AND SPEED TABLES	RADIO FREQUENCY IDENTIFICATION DEVICE	INFLATION PRESSURE	STORAGE	REGROOVING
-----------	-------	----------------	----------------------------------	---------------------------------------	------------------------	---------------	-------------------------	------------------------------	----------------------	--------------------------------------	-------------------------------	-----------------------	---------------------------------------	--------------------	---------	------------

DIMENSIONAL AND LOAD/PRESSURE TABLES

TUBELESS LOW SECTION 22.5"

TYRE SIZE	LOAD INDEX & SPEED CODE	TREAD PATTERN	MARKING	TYRE DIMENSIONS [MM]							RIMS	MINIMUM DUAL SPACING [MM]	LOAD INDEX	SINGLE - DUAL FITMENT	LOAD CAPACITY PER AXLE (KG)														SPEED SYMBOL [KM/H]											
				NEW				STANDARD ETRTO							COLD INFLATION PRESSURE - BAR [KPA] (PSI)																									
				WIDTH (#)	OUTER DIAMETER	STATIC RADIUS	ROLLING CIRC. (+1%)	MAX. WIDTH (#)	MAX. OUTER DIAMETER	ROLLING CIRCUMF. DESIGN					5.00 [500]	5.25 [525]	5.50 [550]	5.75 [575]	6.00 [600]	6.25 [625]	6.50 [650]	6.75 [675]	7.00 [700]	7.25 [725]	7.50 [750]	7.75 [775]	8.00 [800]	8.25 [825]		8.50 [850]	8.75 [875]	9.00 [900]								
315/80 R 22.5	156/150 L (154/150 M)	TH:01 Proway	M+S	316	1079	501	3291	<u>318</u>	1096	3282	9.00	351	156	S													6450	6650	6850	7040	7240	7430	7620	7810	8000				M=130	
		FR:01 Triathlon	M+S	316	1080	502	3294				1107 M+S				9.75	360	150	D														10810	11140	11470	11800	12120	12450	12770	13080	13400
		TR:01 Triathlon	M+S	316	1090	506	3325							(154)	S																				(7500)				K=110	
		FR:01 + II	M+S	316	1080	502	3294							(150)	D																				(13400)					
		TR:01 + II	M+S	316	1094	508	3337																																	
		Itineris S	M+S	316	1073	499	3273																																	
		Itineris D	M+S	316	1082	503	3300																																	
		FR25	M+S	313	1082	503	3330																																	
		TR25	M+S	310	1091	507	3328																																	
		FW:01	M+S	316	1083	503	3303																																	
	TW:01	M+S	316	1091	507	3328																																		
	156/150 K	FG:01 II	M+S	316	1086	504	3312																																	
		TG:01 II	M+S	316	1095	508	3340																																	
		FG88	M+S	316	1087	505	3315																																	
		TG88	M+S	316	1089	506	3321																																	
	158/150 L (156/150 M)	FH:01 Proway	M+S	316	1076	500	3282																					6750	6950	7150	7350	7540	7740	7930	8120	8310	8500			
FH:01 Coach (°)		M+S	316	1076	500	3282																					10650	10960	11270	11580	11890	12200	12500	12800	13100	13400				
															(156)	S																						(8000)		
															(150)	D																						(13400)		

(#) On the underlined rim of the list
 (°) HL (High Load) marking on the tyre sidewall



PROMETON	INDEX	RANGE OVERVIEW	PROMETON TECHNOLOGICAL PLATFORM	ABBREVIATIONS AND SYMBOLS EXPLANATION	PRODUCT RANGE OVERVIEW	TYRE MARKINGS	TECHNICAL TABLES LEGEND	EU TYRE LABELLING REGULATION	TYRE LABELLING TABLE	DIMENSIONAL AND LOAD/PRESSURE TABLES	LOAD LIMITS AT VARIOUS SPEEDS	LOAD AND SPEED TABLES	RADIO FREQUENCY IDENTIFICATION DEVICE	INFLATION PRESSURE	STORAGE	REGROOVING
----------	-------	----------------	---------------------------------	---------------------------------------	------------------------	---------------	-------------------------	------------------------------	----------------------	--------------------------------------	-------------------------------	-----------------------	---------------------------------------	--------------------	---------	------------

DIMENSIONAL AND LOAD/PRESSURE TABLES

TUBE TYPE 20"/24"

TYRE SIZE	LOAD INDEX & SPEED CODE	PR	TREAD PATTERN	MARKING	TYRE DIMENSIONS [MM]						RIMS	MINIMUM DUAL SPACING [MM]	TUBE	FLAP	LOAD INDEX	SINGLE - DUAL FITMENT	LOAD CAPACITY PER AXLE (KG)																SPEED CODE [KM/H]													
					NEW				STANDARD ETRTO								COLD INFLATION PRESSURE - BAR [KPA] (PSI)																													
					WIDTH (#)	OUTER DIAMETER	STATICAL RADIUS	ROLLING CIRC. (±1%)	MAX. WIDTH (#)	MAX. OUTER DIAMETER							ROLLING CIRCUMF. DESIGN	5.00 [500]	5.25 [525]	5.50 [550]	5.75 [575]	6.00 [600]	6.25 [625]	6.50 [650]	6.75 [675]	7.00 [700]	7.25 [725]	7.50 [750]	7.75 [775]	8.00 [800]	8.25 [825]	8.50 [850]		8.75 [875]	9.00 [900]											
12.00 R 20	154/150 K	18	FG85 (*)	M+S	308	1125	516	3431	319	1146	3422	8.5 B8.5 8.50V	360	20" Z 640	20 ST	154	S																													
	(156/150 G)		TG85 (*)	M+S	308	1128	518	3440				7.33V				346		150	G																											
												7.5				348		(156)	S																											
												8.0 B8.0 8.0V				354		(150)	G																											
							9.0 9.00V	366																																						
12.00 R 24	160/156 K	20	FG85	M+S	304	1226	567	3739	304	1250	3739	8.5 B8.5 8.50V	360	24" Z 640	24 ST	160	S																													
			TG85	M+S	304	1228	568	3745				9.0 9.00V				366		156	G																											

(#) On the underlined rim of the list
 (*) Both tubeless and tube type



DIMENSIONAL AND LOAD/PRESSURE TABLES

MULTIPURPOSE & OFF - ROAD 20"

TYRE SIZE	LOAD INDEX & SPEED CODE	PR	TREAD PATTERN	MARKING	TYRE DIMENSIONS [MM]						RIMS	MINIMUM DUAL SPACING [MM]	TUBE	FLAP	LOAD INDEX	LOAD CAPACITY PER AXLE (KG)		COLD INFLATION PRESSURE - BAR [KPA] (PSI)												SPEED CODE [KM/H]	
					NEW				STANDARD ETRTO							FITMENT		TARMAC MAX. 110 KM/H			GRAVEL MAX. 65 KM/H			OFF-ROAD MAX. 25 KM/H			SAND MAX. 15 KM/H				
					WIDTH (#)	OUTER DIAMETER	STATIC RADIUS	ROLLING CIRC. (±1%)	MAX. WIDTH (#)	MAX. OUTER DIAMETER						ROLLING CIRCUMF. DESIGN	SINGLE	DUAL	[BAR]	[KPA]	[PSI]	[BAR]	[KPA]	[PSI]	[BAR]	[KPA]	[PSI]	[BAR]	[KPA]		[PSI]
335/80 R 20	149 K	16	PS22 Pista	MPT M+S POR	333	1035	478	3105	354	1076	3132	11 11SDC	--	Tubeless (*)	149	6500	-	6,50	650	94	5,60	560	81	4,45	445	64	4,10	410	59	K=110	
												9 9SDC	--	(20" Z 596) (ZD 20)		6300	-	6,25	625	91	5,35	535	78	4,25	425	62	3,90	390	57		
												12 12SDC	--			6100	-	6,00	600	87	5,15	515	75	4,05	405	59	3,75	375	54		
														5890		-	5,75	575	83	4,90	490	71	3,85	385	56	3,55	355	52			
														5690		-	5,50	550	80	4,70	470	68	3,70	370	53	3,40	340	49			
														5480		-	5,25	525	76	4,45	445	65	3,50	350	51	3,20	320	47			
														5270		-	5,00	500	73	4,25	425	62	3,30	330	48	3,05	305	44			
														5060		-	4,75	475	69	4,05	405	58	3,15	315	45	2,85	285	42			
365/80 R 20	152 K	14	PS22 Pista	MPT M+S POR	357	1092	502	3276	374	1128	3276	11 11SDC	--	Tubeless (*)	152	7100	-	6,25	625	91	5,35	535	78	4,25	425	62	3,90	390	57	K=110	
												12 12SDC	--	(20" Z 750) (ZD 20)		6870	-	6,00	600	87	5,15	515	75	4,05	405	59	3,75	375	54		
														6640		-	5,75	575	83	4,90	490	71	3,85	385	56	3,55	355	52			
														6410		-	5,50	550	80	4,70	470	68	3,70	370	53	3,40	340	49			
														6180		-	5,25	525	76	4,45	445	65	3,50	350	51	3,20	320	47			
														5940		-	5,00	500	73	4,25	425	62	3,30	330	48	3,05	305	44			
														5700		-	4,75	475	69	4,05	405	58	3,15	315	45	2,85	285	42			
														5460		-	4,50	450	65	3,80	380	55	2,95	295	43	2,70	270	39			
365/85 R 20	164 G		PS22 Pista	M+S POR	368	1138	522	3471	379	1166	3444	<u>10.0</u> 10.00W	--	Tubeless	164	10000	-	8,00	800	116	6,90	690	100	5,55	555	80	5,15	515	75	G=90	
														9750		-	7,75	775	112	6,70	670	97	5,35	535	78	4,95	495	72			
														9500		-	7,50	750	109	6,45	645	94	5,15	515	75	4,80	480	70			
														9240		-	7,25	725	105	6,25	625	91	5,00	500	72	4,60	460	67			
														8990		-	7,00	700	102	6,00	600	87	4,80	480	70	4,45	445	64			
														8730		-	6,75	675	98	5,80	580	84	4,60	460	67	4,25	425	62			
														8470		-	6,50	650	94	5,60	560	81	4,45	445	64	4,10	410	59			
														8210		-	6,25	625	91	5,35	535	78	4,25	425	62	3,90	390	57			
														7940		-	6,00	600	87	5,15	515	75	4,05	405	59	3,75	375	54			
									7680	-	5,75	575	83	4,90	490	71	3,85	385	56	3,55	355	52									

(#) On the underlined rim of the list; (*) Also for fitment with tube type



PROMETON	INDEX	RANGE OVERVIEW	PROMETON TECHNOLOGICAL PLATFORM	ABBREVIATIONS AND SYMBOLS EXPLANATION	PRODUCT RANGE OVERVIEW	TYRE MARKINGS	TECHNICAL TABLES LEGEND	EU TYRE LABELLING REGULATION	TYRE LABELLING TABLE	DIMENSIONAL AND LOAD/PRESSURE TABLES	LOAD LIMITS AT VARIOUS SPEEDS	LOAD AND SPEED TABLES	RADIO FREQUENCY IDENTIFICATION DEVICE	INFLATION PRESSURE	STORAGE	REGROOVING
----------	-------	----------------	---------------------------------	---------------------------------------	------------------------	---------------	-------------------------	------------------------------	----------------------	--------------------------------------	-------------------------------	-----------------------	---------------------------------------	--------------------	---------	------------

DIMENSIONAL AND LOAD/PRESSURE TABLES

MULTIPURPOSE & OFF - ROAD 20"

TYRE SIZE	LOAD INDEX & SPEED CODE	PR	TREAD PATTERN	MARKING	TYRE DIMENSIONS [MM]						RIMS	MINIMUM DUAL SPACING [MM]	TUBE	FLAP	LOAD INDEX	LOAD CAPACITY PER AXLE (KG)		COLD INFLATION PRESSURE - BAR [KPA] (PSI)												SPEED CODE [KM/H]		
					NEW				STANDARD ETRTO							FITMENT		TARMAC MAX. 110 KM/H			GRAVEL MAX. 65 KM/H			OFF-ROAD MAX. 25 KM/H			SAND MAX. 15 KM/H					
					WIDTH (#)	OUTER DIAMETER	STATIC RADIUS	ROLLING CIRC. (±1%)	MAX. WIDTH (#)	MAX. OUTER DIAMETER						ROLLING CIRCUMF. DESIGN	SINGLE	DUAL	[BAR]	[KPA]	[PSI]	[BAR]	[KPA]	[PSI]	[BAR]	[KPA]	[PSI]	[BAR]	[KPA]		[PSI]	
395/85 R 20	168 G (161 J)		PS22 Pista	M+S POR	389	1183	541	3608	401	1120	3599	10.00 10.00W	--	Tubeless	168 (161)	11200	-	8,50	850	123	7,35	735	107	5,90	590	86	5,50	550	80	G=90		
																10940	-	8,25	825	120	7,15	715	103	5,70	570	83	5,30	530	77	J=100		
																10670	-	8,00	800	116	6,90	690	100	5,55	555	80	5,15	515	75			
																10400	-	7,75	775	112	6,70	670	97	5,35	535	78	4,95	495	72			
																10130	-	7,50	750	109	6,45	645	94	5,15	515	75	4,80	480	70			
																9860	-	7,25	725	105	6,25	625	91	5,00	500	72	4,60	460	67			
																9590	-	7,00	700	102	6,00	600	87	4,80	480	70	4,45	445	64			
																9310	-	6,75	675	98	5,80	580	84	4,60	460	67	4,25	425	62			
																9040	-	6,50	650	94	5,60	560	81	4,45	445	64	4,10	410	59			
																8760	-	6,25	625	91	5,35	535	78	4,25	425	62	3,90	390	57			
															(9250)	-	7,00 (*)	700	102	-	-	-	-	-	-	-	-					
14.00 R 20	164/160 G	22	PS22 Pista	ML M+S POR	389	1245	567	3797	405 (\$)	1341 (\$)	3861 (\$)	10.0	439	Tubeless (*)	164/160	10000	18000	7,50	750	109	6,45	645	94	5,15	515	75	4,80	480	70	G=90		
												10.00V 10.00W				439	20" Z 810	U20-9,0	9730	17520	7,25	725	105	6,25	625	91	5,00	500	72	4,60	460	67
												9,0				428			9460	17030	7,00	700	102	6,00	600	87	4,80	480	70	4,45	445	64
																			9190	16540	6,75	675	98	5,80	580	84	4,60	460	67	4,25	425	62
																			8920	16050	6,50	650	94	5,60	560	81	4,45	445	64	4,10	410	59
																			8640	15560	6,25	625	91	5,35	535	78	4,25	425	62	3,90	390	57
																			8370	15060	6,00	600	87	5,15	515	75	4,05	405	59	3,75	375	54
																			8090	14550	5,75	575	83	4,90	490	71	3,85	385	56	3,55	355	52
				7800	14040	5,50	550	80	4,70	470	68	3,70	370	53	3,40	340	49															

(#) On the underlined rim of the list
 (*) Also for fitment with tube
 (\$) UN Regulation No. 54
 (*) max 100 km/h



PROMETON	INDEX	RANGE OVERVIEW	PROMETON TECHNOLOGICAL PLATFORM	ABBREVIATIONS AND SYMBOLS EXPLANATION	PRODUCT RANGE OVERVIEW	TYRE MARKINGS	TECHNICAL TABLES LEGEND	EU TYRE LABELLING REGULATION	TYRE LABELLING TABLE	DIMENSIONAL AND LOAD/PRESSURE TABLES	LOAD LIMITS AT VARIOUS SPEEDS	LOAD AND SPEED TABLES	RADIO FREQUENCY IDENTIFICATION DEVICE	INFLATION PRESSURE	STORAGE	REGROOVING
----------	-------	----------------	---------------------------------	---------------------------------------	------------------------	---------------	-------------------------	------------------------------	----------------------	--------------------------------------	-------------------------------	-----------------------	---------------------------------------	--------------------	---------	------------

LOAD LIMITS AT VARIOUS SPEEDS

TRUCK TYRES WITH LOAD INDEX ≥ 122 AS A SINGLE FITMENT

MAXIMUM VEHICLE SPEED [KM/H]	SPEED SYMBOLS						PRESSURE COEFFICIENT
	F=80	G=90	J=100	K=110	L=120	M=130	
	LOAD COEFFICIENTS						
130						1,00	1,00
125						1,00	1,00
120					1,00	1,00	1,00
115					1,00	1,00	1,00
110				1,00	1,00	1,00	1,00
105				1,00	1,00	1,00	1,00
100			1,00	1,00	1,00	1,00	1,00
95			1,01	1,01	1,01	1,01	1,00
90		1,00	1,02	1,02	1,02	1,02	1,00
85		1,02	1,03	1,03	1,03	1,03	1,00
80	1,00	1,04	1,04	1,04	1,04	1,04	1,00
75	1,025	1,055	1,055	1,055	1,055	1,055	1,01
70	1,05	1,07	1,07	1,07	1,07	1,07	1,02
65	1,075	1,085	1,085	1,085	1,085	1,085	1,04
60	1,10	1,10	1,10	1,10	1,10	1,10	1,06
55	1,11	1,11	1,11	1,11	1,11	1,11	1,07
50	1,12	1,12	1,12	1,12	1,12	1,12	1,08
45	1,13	1,13	1,13	1,13	1,13	1,13	1,09
40 (a) (b)	1,15	1,15	1,15	1,15	1,15	1,15	1,10
35	1,19	1,19	1,19	1,19	1,19	1,19	1,11
30	1,25	1,25	1,25	1,25	1,25	1,25	1,13
25	1,35	1,35	1,35	1,35	1,35	1,35	1,17
20	1,50	1,50	1,50	1,50	1,50	1,50	1,21
15	1,65	1,65	1,65	1,65	1,65	1,65	1,25
10	1,80	1,80	1,80	1,80	1,80	1,80	1,30
5	2,10	2,10	2,10	2,10	2,10	2,10	1,40
STATIC	2,50	2,50	2,50	2,50	2,50	2,50	1,40

(a) The load carrying capacity of tyres in dual fitment is twice the load carrying capacity in single up to 40 km/h;
 (b) Bonus loads will not be permitted for speeds above 40 km/h if the wheel axles are rigidly fixed to the body of the vehicle.



PROMETON	INDEX	RANGE OVERVIEW	PROMETON TECHNOLOGICAL PLATFORM	ABBREVIATIONS AND SYMBOLS EXPLANATION	PRODUCT RANGE OVERVIEW	TYRE MARKINGS	TECHNICAL TABLES LEGEND	EU TYRE LABELLING REGULATION	TYRE LABELLING TABLE	DIMENSIONAL AND LOAD/PRESSURE TABLES	LOAD LIMITS AT VARIOUS SPEEDS	LOAD AND SPEED TABLES	RADIO FREQUENCY IDENTIFICATION DEVICE	INFLATION PRESSURE	STORAGE	REGROOVING
----------	-------	----------------	---------------------------------	---------------------------------------	------------------------	---------------	-------------------------	------------------------------	----------------------	--------------------------------------	-------------------------------	-----------------------	---------------------------------------	--------------------	---------	------------

LOAD AND SPEED TABLES

CONVERSION OF LOAD INDICES (LI) INTO LOAD CAPACITIES PER TYRE [KG AND LBS]

LI	KG	LBS
80	450	990
81	462	1020
82	475	1045
83	487	1075
84	500	1100
85	515	1135
86	530	1170
87	545	1200
88	560	1235
89	580	1280
90	600	1325
91	615	1355
92	630	1390
93	650	1435
94	670	1475
95	690	1520
96	710	1565
97	730	1610
98	750	1655
99	775	1710
100	800	1765
101	825	1820
102	850	1875
103	875	1930
104	900	1985
105	925	2040
106	950	2095
107	975	2150
108	1000	2205
109	1030	2270
110	1060	2335

LI	KG	LBS
111	1090	2405
112	1120	2470
113	1150	2535
114	1180	2600
115	1215	2680
116	1250	2755
117	1285	2835
118	1320	2910
119	1360	3000
120	1400	3085
121	1450	3195
122	1500	3305
123	1550	3415
124	1600	3525
125	1650	3640
126	1700	3750
127	1750	3860
128	1800	3970
129	1850	4080
130	1900	4190
131	1950	4300
132	2000	4410
133	2060	4540
134	2120	4675
135	2180	4805
136	2240	4940
137	2300	5070
138	2360	5205
139	2430	5355
140	2500	5510

LI	KG	LBS
141	2575	5675
142	2650	5840
143	2725	6010
144	2800	6175
145	2900	6395
146	3000	6615
147	3075	6780
148	3150	6945
149	3250	7165
150	3350	7385
151	3450	7605
152	3550	7825
153	3650	8045
154	3750	8265
155	3875	8545
156	4000	8820
157	4125	9095
158	4250	9370
159	4375	9645
160	4500	9920
161	4625	10195
162	4750	10470
163	4875	10745
164	5000	11025
165	5150	11355
166	5300	11685
167	5450	12015
168	5600	12345
169	5800	12785
170	6000	13230

SPEED SYMBOLS [KM/H & MPH]

SYMBOL	E	F	G	J	K	L	M	N	P	Q	R	S	T
KM/H	70	80	90	100	110	120	130	140	150	160	170	180	190
M.P.H.	43	50	56	62	68	75	81	87	93	99	106	112	118



PROMETON	INDEX	RANGE OVERVIEW	PROMETON TECHNOLOGICAL PLATFORM	ABBREVIATIONS AND SYMBOLS EXPLANATION	PRODUCT RANGE OVERVIEW	TYRE MARKINGS	TECHNICAL TABLES LEGEND	EU TYRE LABELLING REGULATION	TYRE LABELLING TABLE	DIMENSIONAL AND LOAD/PRESSURE TABLES	LOAD LIMITS AT VARIOUS SPEEDS	LOAD AND SPEED TABLES	RADIO FREQUENCY IDENTIFICATION DEVICE	INFLATION PRESSURE	STORAGE	REGROOVING
----------	-------	----------------	---------------------------------	---------------------------------------	------------------------	---------------	-------------------------	------------------------------	----------------------	--------------------------------------	-------------------------------	------------------------------	---------------------------------------	--------------------	---------	------------

RADIO FREQUENCY IDENTIFICATION DEVICE (RFID)

The **RFID** chip is a smart electronic component that receives and transmits radio signals (without cables). It is incorporated inside the tyre and allows for simple identification and easy connection to tyre management and tracking systems. RFID contains ISO-encoded unique tyre identification according to the SGTIN96 standard.

The RFID is unique for each tyre and its duration is the same as that of the carcass thanks to its resistance to retreadability operations. RFID chip is present on all SERIE02 products*.

BENEFITS

Time savings and productivity:

- digital and direct traceability of the tyres
- effective management and maintenance of the tyres stock

Tyres monitoring and relative services:

- easy recording of mileage performances during multiple tyre lives
- traceability of maintenance and reconstruction operations
- easy and quick tyre recognition

Stock optimization:

- simple and reliable inventory of tyres stock



The RFID on tyres produced by Prometeon is always located on DOT side while, in the opposite DOT side, is marked with:

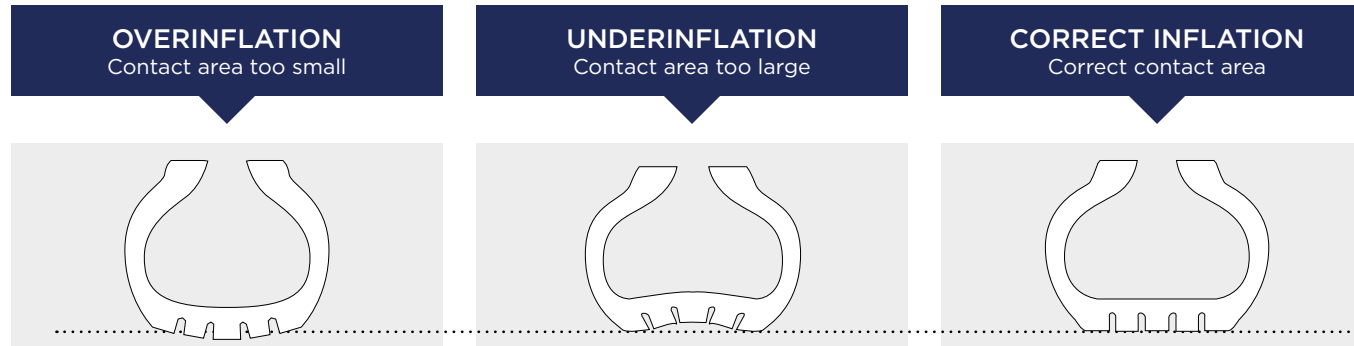


* except 315/60 R 22.5 U02 Urban-e Pro Multiaxle

PROMETEON	INDEX	RANGE OVERVIEW	PROMETEON TECHNOLOGICAL PLATFORM	ABBREVIATIONS AND SYMBOLS EXPLANATION	PRODUCT RANGE OVERVIEW	TYRE MARKINGS	TECHNICAL TABLES LEGEND	EU TYRE LABELLING REGULATION	TYRE LABELLING TABLE	DIMENSIONAL AND LOAD/PRESSURE TABLES	LOAD LIMITS AT VARIOUS SPEEDS	LOAD AND SPEED TABLES	RADIO FREQUENCY IDENTIFICATION DEVICE	INFLATION PRESSURE	STORAGE	REGROOVING
-----------	-------	----------------	----------------------------------	---------------------------------------	------------------------	---------------	-------------------------	------------------------------	----------------------	--------------------------------------	-------------------------------	-----------------------	--	--------------------	---------	------------

INFLATION PRESSURE

This is one of the factors that mostly influences tyre efficiency. It is the compressed gas in the tyre that supports the load. Incorrect pressure, whether associated with overinflation or underinflation, will either have the effect of over “supporting” the tyre and causing casing stress, or under “supporting” it, with a consequent increase in flexing and generation of an excessive amount of heat, and this may cause tyre failure. Flexing during service is a function of the load supported by the tyre and of the inflation pressure; it is predetermined in the design phase to optimise the tyre performance. **Inflation pressure must always depend upon the actual load per axle, to guarantee the proper tyre flexing.** Overload leads to similar effects as underinflation. When the correct pressure is used even the tyre footprint area, i.e. the contact surface between the tread and the road, will be optimal and this is a determining factor to guarantee even wear.



We should recall that the pressure must be measured when the tyre is cold, after the vehicle has been standing for several hours.

With regards to pressure check, we recommend compliance with the following instructions:

USE	PRESSURE CHECK (DAYS)*			
ON/OFF ROAD	1	7	10	15
Radius of activity up to 100 km			•	
Radius of activity over 100 km		•		
On building sites in one shift		•		
On building sites in 2/3 shifts	•			
ON	1	7	10	15
km covered per month up to 8000 km				•
km covered per month over 8000 km		•		

DO NOT “BLEED” TYRES

One of the causes of underinflation is the practice of “bleeding” tyres i.e. reducing the pressure in tyres which have run, warmed up and, therefore, increased in pressure above their starting pressure. Due to casing deflection, all tyres generate heat in operation. This causes the inflation air to warm up, it will try to expand but, because it is confined and cannot, the pressure increases. Such increase is quite normal and tyres are designed safely to withstand it. If air is let out to reduce the pressure, it will mean that the tyre is working at too great a deflection for a hot tyre, i.e. it is in fact under inflated in relation to the load carried. The increased deflection will generate even more heat: the tyre may again reach the higher pressure, but it will be hotter still.

(*) Make sure the valve cap is always properly screwed. The spare wheel must be checked as well.

STORAGE IN A ROW ON PALLETS (best method)

STORAGE OF PRODUCTS

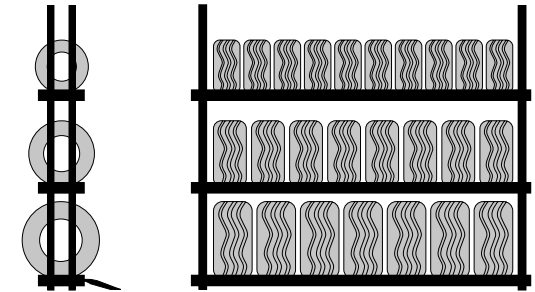
Moist conditions should be avoided. Care must be taken to ensure no condensation occurs. Tyres have to be stored inside in cool, dry and moderately ventilated conditions. Skylights and windows have to be positioned such that sunlight does not fall directly onto the stored products. The storage temperature should be ideally between 5°C and 25°C, not above 35°C. The effects of low temperature fall directly onto the stored products. Care should be taken therefore to avoid distorting them during handling at that temperature, because cracks may appear. In case of stacking tyres in piles, the following rules must be followed for method, stack height etc:

	SECTION WIDTH	MAX NO. TYRES PER PILE	NO. OF TYRES FOR ANCHORAGE
Light truck and truck	Up to 8" or 205 mm	10	+2
	9" - 10" or 215-255 mm	9	+2
	11"-12" or 265-315 mm	8	+2
	Over 12" or 315 mm	4	+2

SHORT TERM STORAGE

Up to 4 weeks, tyres can be stored in stacks, one on top of the other, preferably on a fixed rack or on stackable pallets, reforming the stack inverting the order of the tyres on a weekly basis. In all cases when tyres are stored in stacks, it is necessary to ensure that there is no partial misplacement from the vertical plane, in order to avoid any permanent deformation of the lower tyres in the stack.

The maximum height of the stack must not exceed 1.2m and the tyres in the stack must all be of the same dimension.



INNER TUBES AND VALVES

Whether inner tubes are supplied by the producer in single boxes, large boxes or wrapped in plastic film, it is always preferable to maintain the original packaging. In alternative they can be stored also slightly inflated, inserted within the tyre, or piled deflated, up to a maximum height of 50 cm, on racking shelves with a closed base, accurately avoiding that the valve can damage the surface of the tube when squashed under the pressure of their own weight. Ensure that the tubes do not overlap the edge of the plane on which they are stored to avoid accidental laceration. It is not recommended to store on slatted pallets because the pressure applied to the tubes will not be uniform. Do not hang inner tubes during storage. Valves should be stored in their packaging in a clean, well ventilated and dry location.

FLAPS

Flaps should preferably be placed within the tyre together with the inner tube. If they are stored separately, they should be placed horizontally, in a pile on a shelf, protected from dust, grease, humidity, ozone and direct sunlight. To avoid deformation and stretching they must not be hung up in any way.

STOCK ROTATION

The storage location must be organized in such a way as to guarantee constant stock rotation, limiting to the minimum the storage period of the tyres. Products which enter storage first must be the first to leave. First in, first out.

REGROOVING

PROMETEOON	INDEX	RANGE OVERVIEW	PROMETEOON TECHNOLOGICAL PLATFORM	ABBREVIATIONS AND SYMBOLS EXPLANATION	PRODUCT RANGE OVERVIEW	TYRE MARKINGS	TECHNICAL TABLES LEGEND	EU TYRE LABELLING REGULATION	TYRE LABELLING TABLE	DIMENSIONAL AND LOAD/PRESSURE TABLES	LOAD LIMITS AT VARIOUS SPEEDS	LOAD AND SPEED TABLES	RADIO FREQUENCY IDENTIFICATION DEVICE	INFLATION PRESSURE	STORAGE	REGROOVING
------------	-------	----------------	-----------------------------------	---------------------------------------	------------------------	---------------	-------------------------	------------------------------	----------------------	--------------------------------------	-------------------------------	-----------------------	---------------------------------------	--------------------	---------	-------------------

REGROOVING PRINCIPLES

PREMISE

The regrooving operation consists of cutting into the tread of a tyre a tread pattern deeper than the original so as to prolong its useful life. Mileage is thus increased and costs per kilometre are reduced.

When regrooving it is of fundamental importance to pay attention to avoid exposing the upper belts of the tyre and to ensure that an adequate layer of rubber is left to protect them. In this booklet Prometeon supplies specific instructions regarding the patterns to follow in the regrooving of their tyre treads and the recommended groove widths and depth of rubber to remove from the bottom of the original grooves. The European (EEC) and American (DOT) normatives demand that tyres designed and constructed so as to be suitable for regrooving are marked on both sidewalls with the word REGROOVABLE.

TECHNICAL REQUIREMENTS

- The regrooving operation must only be carried out by specifically trained personnel. Tyres worn to the point where the original tread pattern is invisible (even in a restricted area) cannot be regrooved as it is impossible to evaluate the depth of the remaining rubber.
- As it is possible that the tyre may be worn unevenly it is important to check that the tread has a residual minimum depth of at least 2-3 mm.
- Before beginning the regrooving operation the tyre must be examined carefully to check that it is in good condition and that it has not already been regrooved. A previous regrooving is immediately recognisable to a specialist operator: the grooves lose their sharp corners, especially in areas with zig-zag grooves and there are characteristic signs (undulations) left by the blade within the grooves. If the tyre has already been regrooved the tread wear indicators (TWI), that is rubber bridges at the base of the tread, will have been removed during the regrooving operation, and the groove bottoms will be smooth.

Regrooving is inappropriate whenever the tread is scraped, cut or torn. Any tyre damage or repairs that have not been well executed must be rectified prior to regrooving.

- Before starting the regrooving operation all foreign bodies (that could damage the cutting tool) must be removed from the tread and the condition of the groove bottoms must be checked.
- The depth of the grooves must be measured at a number of points around the circumference of the tyre. The blade cutting depth must be adjusted in accordance with the minimum measured depth.
- The regrooving must be executed with the specific cutting tool (gouge) equipped with an electrically heated blade, and preferably in a well ventilated place. It is advisable to select a blade profile corresponding to the regrooving width and the profile prescribed for that particular tyre.

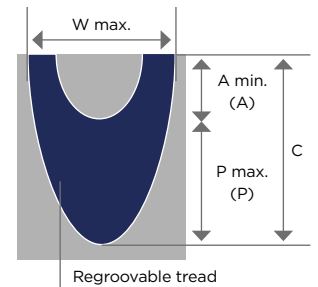
In order to adjust the regrooving blade correctly add the minimum remaining tread depth figure (A) to the regrooving thickness (P) specified by the manufacturer for that tyre size and tread pattern.

(figure A)

EXAMPLE:

minimum remaining tread depth figure
prescribed regrooving thickness adjustment
of gouge depth

A 2,5 mm
P 3,5 mm
C = A + P 6,0 mm



- Fit the tyre onto a proper support. Exert constant pressure and, following the prescribed pattern, cut the rubber at the bottom of the grooves following firstly the circumferential grooves and then the transverse slots where present. After few centimeters measure the regrooving width and depth in order to check the correct choice and size of the blade. For tyres with “Zero Degree Belts” complete the regrooving in the direction of rotation indicated by the equilateral triangle placed on the tyre sidewall.
- By carefully following the procedure described a thickness of rubber is left at the bottom of the groove that is sufficient to protect the upper belts of the tyre. Under no circumstances should the regrooving blade be allowed to shave or notch the metal belts as this would render the tyre unsafe and could compromise subsequent remoulding.

RESPONSIBILITY

The operator executing the regrooving accepts complete responsibility for the work executed on the tyre and its suitability for use.

SUPPLEMENTARY ANCHORING

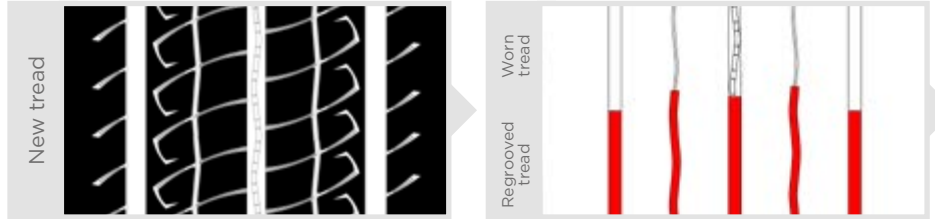
This operation consists of the cutting of supplementary grooves (not deeper than the original ones) or slots in the tyre tread, usually in a diagonal or transverse direction so as to guarantee improved adhesion on slippery surfaces.

The work must be executed by specialists who will assume full responsibility, taking into account the instructions supplied by the tyre manufacturers.

PROMETEON	INDEX	RANGE OVERVIEW	PROMETEON TECHNOLOGICAL PLATFORM	ABBREVIATIONS AND SYMBOLS EXPLANATION	PRODUCT RANGE OVERVIEW	TYRE MARKINGS	TECHNICAL TABLES LEGEND	EU TYRE LABELLING REGULATION	TYRE LABELLING TABLE	DIMENSIONAL AND LOAD/PRESSURE TABLES	LOAD LIMITS AT VARIOUS SPEEDS	LOAD AND SPEED TABLES	RADIO FREQUENCY IDENTIFICATION DEVICE	INFLATION PRESSURE	STORAGE	REGROOVING
-----------	-------	----------------	----------------------------------	---------------------------------------	------------------------	---------------	-------------------------	------------------------------	----------------------	--------------------------------------	-------------------------------	-----------------------	---------------------------------------	--------------------	---------	------------

REGROOVING DATA


H02 PROFUEL STEER



SIZE RANGE (W. MAX: 8 mm)

SIZE	P MAX (mm)
385/55 R 22.5	2,5
315/70 R 22.5	2,5

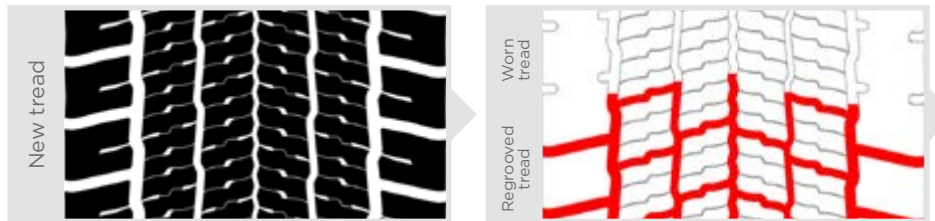
H02 PROFUEL DRIVE



SIZE RANGE (W. MAX: 8 mm)

SIZE	P MAX (mm)
315/70 R 22.5	2,5

FH:01 PROWAY

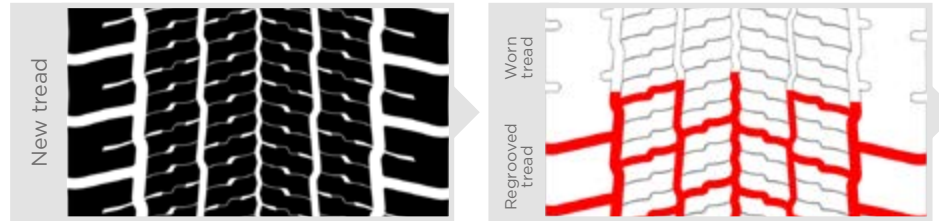


SIZE RANGE (W. MAX: 8 mm)

SIZE	P MAX (mm)
315/60 R 22.5	3
315/70 R 22.5	3
315/80 R 22.5	3

REGROOVING DATA

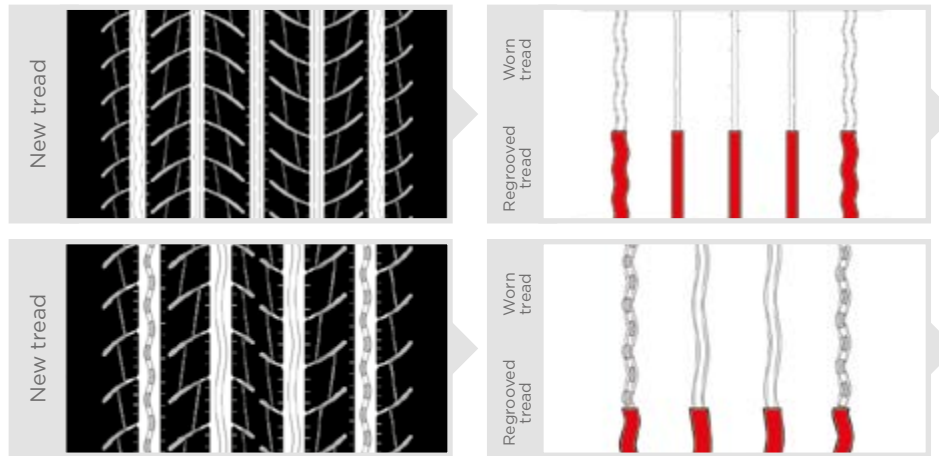
TH:01 PROWAY



SIZE RANGE (W. MAX: 8 mm)

SIZE	P MAX (mm)
315/60 R 22.5	3
315/70 R 22.5	3
315/80 R 22.5	3

FH:01 ENERGY



SIZE RANGE (W. MAX: 8 mm)

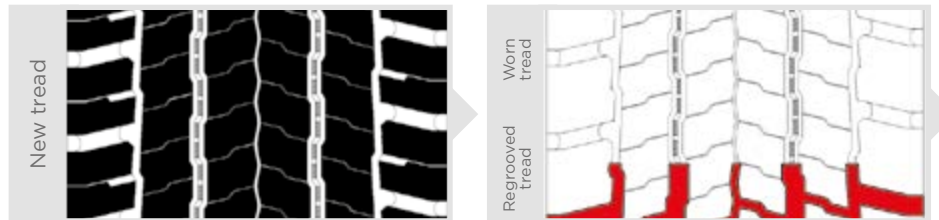
SIZE	P MAX (mm)
385/55 R 22.5*	2,5
385/65 R 22.5	3

(*) FH:01 II tread pattern

SIZE	P MAX (mm)
295/60 R 22.5	3,5
275/70 R 22.5	3
305/70 R 22.5	3,5
295/80 R 22.5*	3,5

(*) FH:01 II tread pattern

TH:01 ENERGY

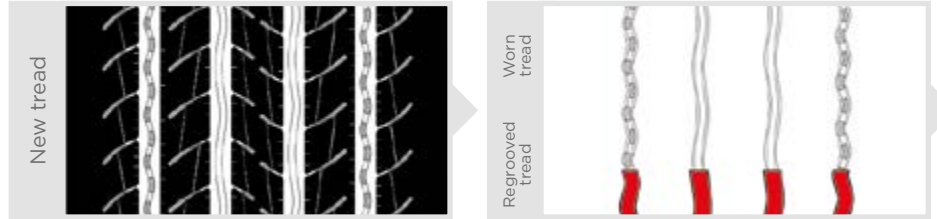


SIZE RANGE (W. MAX: 8 mm)

SIZE	P MAX (mm)
295/60 R 22.5	3,5
275/70 R 22.5	3
305/70 R 22.5	3,5
295/80 R 22.5	3,5

REGROOVING DATA


FH:01 ENERGY COACH



SIZE RANGE (W. MAX: 8 mm)

SIZE	P MAX (mm)
295/80 R 22.5	3,5
315/80 R 22.5	3

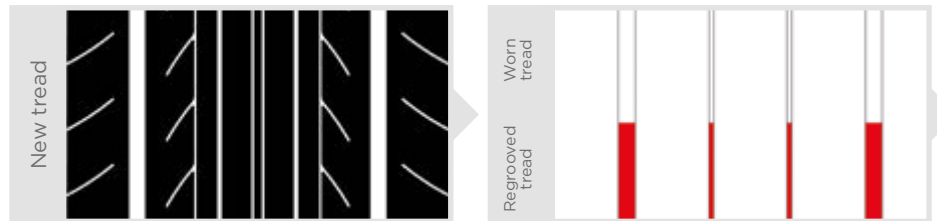
TH:01 ENERGY COACH



SIZE RANGE (W. MAX: 8 mm)

SIZE	P MAX (mm)
295/80 R 22.5	3,5

ST:01 NEVERENDING ENERGY




SIZE RANGE (W. MAX: 8 mm)

SIZE	P MAX (mm)
385/55 R 22.5	2
385/65 R 22.5	2

REGROOVING DATA

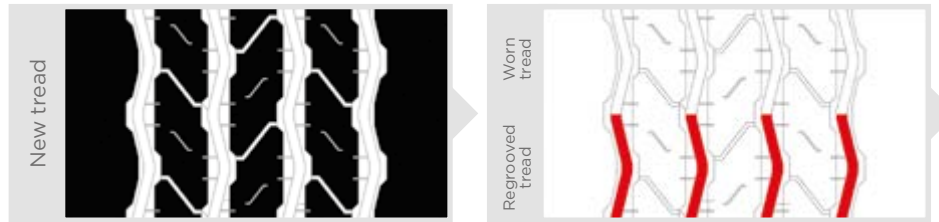
ST:01 NEVERENDING SUPERSINGLE



SIZE RANGE (W. MAX: 8 mm)

SIZE	P MAX (mm)
435/50 R 19.5	2

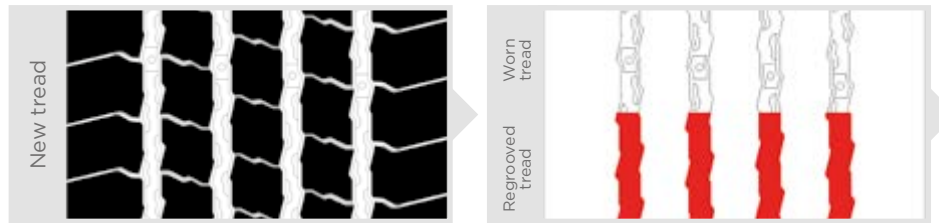
FH15



SIZE RANGE (W. MAX: 8 mm)

SIZE	P MAX (mm)
255/70 R 22.5	2,5

FR:01 TRIATHLON 22,5"




SIZE RANGE (W. MAX: 8 mm)

SIZE	P MAX (mm)
295/80 R 22.5	3
315/60 R 22.5	3
315/70 R 22.5	3
315/80 R 22.5	3
385/55 R 22.5	3
385/65 R 22.5	3

REGROOVING DATA

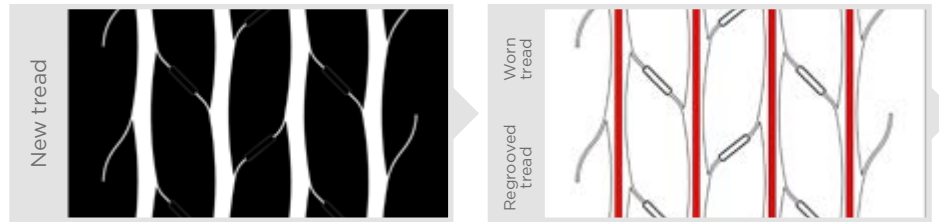
TR:01 TRIATHLON 22,5"



SIZE RANGE (W. MAX: 8 mm)

SIZE	P MAX (mm)
295/60 R 22.5	3
295/80 R 22.5	3
315/60 R 22.5	3
315/70 R 22.5	3
315/80 R 22.5	3

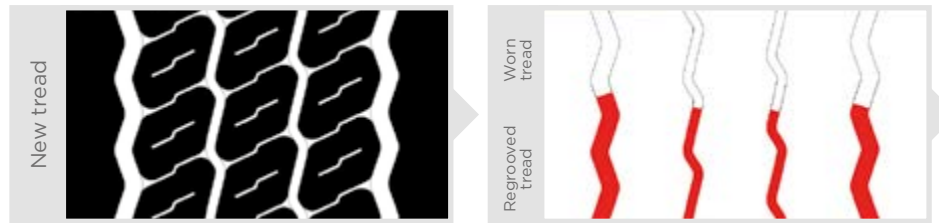
R02 PRO TRAILER



SIZE RANGE (W. MAX: 8 mm)

SIZE	P MAX (mm)
385/65 R 22.5	3

ST:01 TRIATHLON

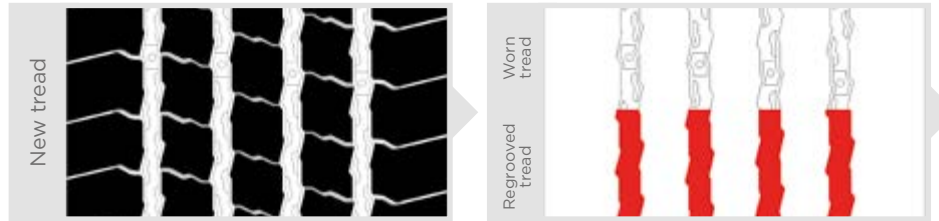


SIZE RANGE (W. MAX: 8 mm)

SIZE	P MAX (mm)
385/55 R 22.5	3
385/65 R 22.5	3

REGROOVING DATA

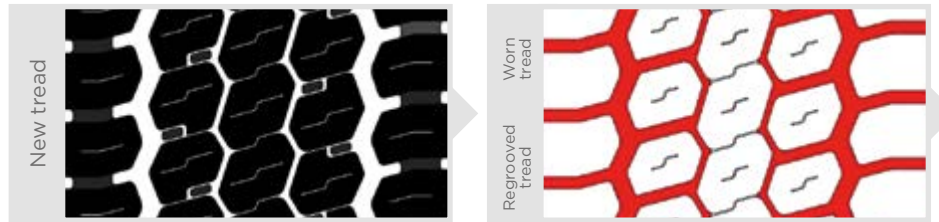
R02 PROFUEL STEER



SIZE RANGE (W. MAX: 8 mm)

SIZE	P MAX (mm)
285/70 R 19.5	3
215/75 R 17.5	3
225/75 R 17.5	3
235/75 R 17.5	3

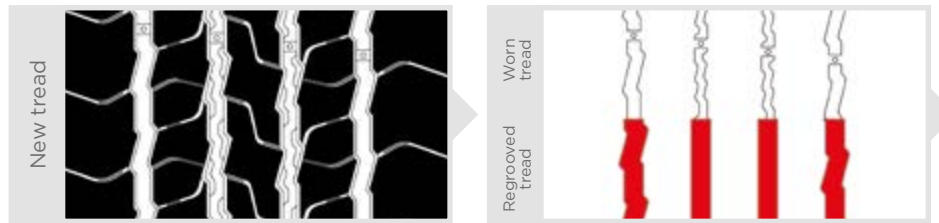
R02 PROFUEL DRIVE



SIZE RANGE (W. MAX: 8 mm)

SIZE	P MAX (mm)
285/70 R 19.5	3
215/75 R 17.5	3
225/75 R 17.5	3
235/75 R 17.5	3

FR:01

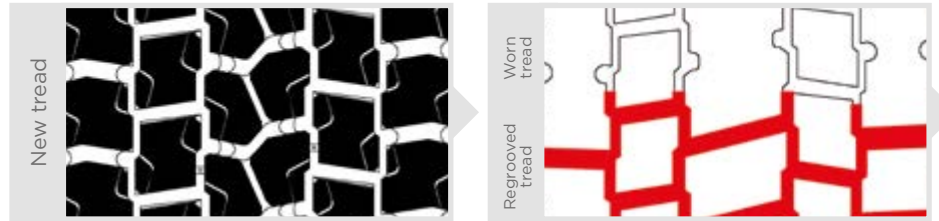


SIZE RANGE (W. MAX: 8 mm)

SIZE	P MAX (mm)
245/70 R 19.5	3
265/70 R 19.5	3
285/70 R 19.5	3
305/70 R 19.5	3

REGROOVING DATA

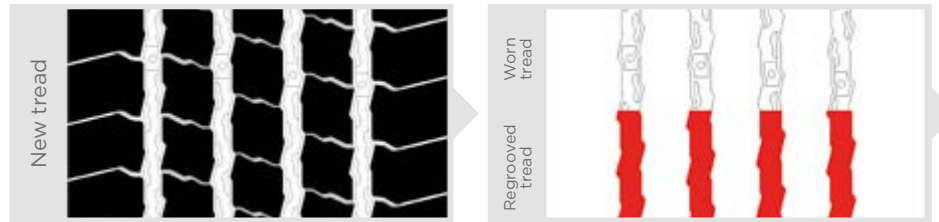
TR:01



SIZE RANGE (W. MAX: 8 mm)

SIZE	P MAX (mm)
245/70 R 19.5	3
265/70 R 19.5	3
285/70 R 19.5	3
305/70 R 19.5	3

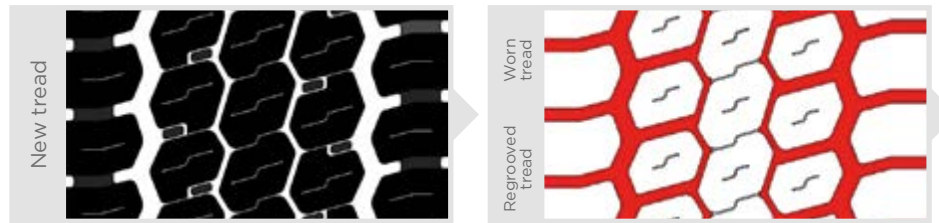
FR:01 TRIATHLON 17.5"



SIZE RANGE (W. MAX: 8 mm)

SIZE	P MAX (mm)
245/70 R 17.5	2
205/75 R 17.5	2
215/75 R 17.5	2
225/75 R 17.5	2
235/75 R 17.5	2

TR:01 TRIATHLON 17.5"

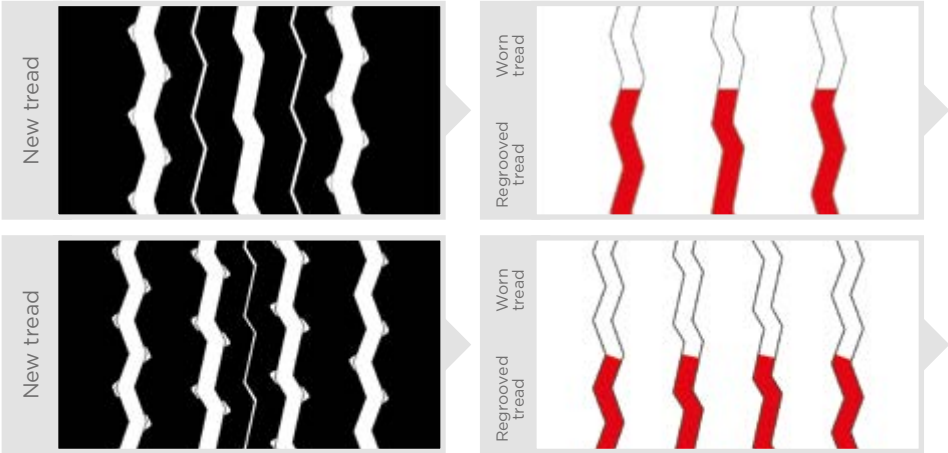


SIZE RANGE (W. MAX: 8 mm)

SIZE	P MAX (mm)
245/70 R 17.5	2
205/75 R 17.5	2
215/75 R 17.5	2
225/75 R 17.5	2
235/75 R 17.5	2

REGROOVING DATA

ST:01




SIZE RANGE (W. MAX: 8 mm)

SIZE	P MAX (mm)
205/65 R 17.5	2,5
245/70 R 17.5	2,5
215/75 R 17.5	2,5
235/75 R 17.5	2,5
245/70 R 19.5	3

SIZE	P MAX (mm)
265/70 R 19.5	3
285/70 R 19.5	3

ST:01 SUPERSINGLE



SIZE RANGE (W. MAX: 8 mm)

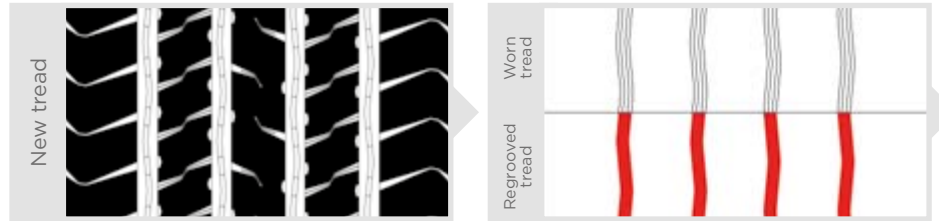
SIZE	P MAX (mm)
445/45 R 19.5	2,5



PROMETEON	INDEX	RANGE OVERVIEW	PROMETEON TECHNOLOGICAL PLATFORM	ABBREVIATIONS AND SYMBOLS EXPLANATION	PRODUCT RANGE OVERVIEW	TYRE MARKINGS	TECHNICAL TABLES LEGEND	EU TYRE LABELLING REGULATION	TYRE LABELLING TABLE	DIMENSIONAL AND LOAD/PRESSURE TABLES	LOAD LIMITS AT VARIOUS SPEEDS	LOAD AND SPEED TABLES	RADIO FREQUENCY IDENTIFICATION DEVICE	INFLATION PRESSURE	STORAGE	REGROOVING
-----------	-------	----------------	----------------------------------	---------------------------------------	------------------------	---------------	-------------------------	------------------------------	----------------------	--------------------------------------	-------------------------------	-----------------------	---------------------------------------	--------------------	---------	------------

REGROOVING DATA

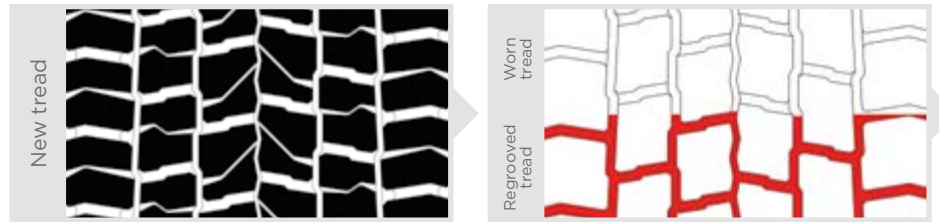
ITINERIS S



SIZE RANGE (W. MAX: 8 mm)

SIZE	P MAX (mm)
315/70 R 22.5	2
295/80 R 22.5	2
315/80 R 22.5	2

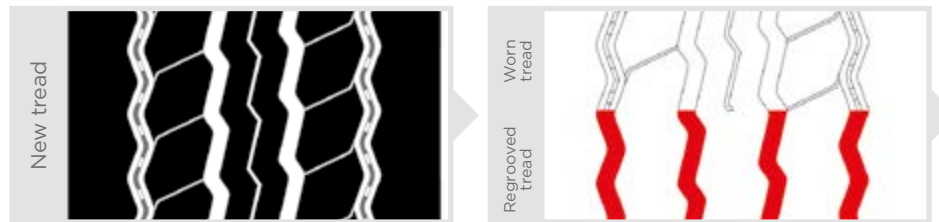
ITINERIS D



SIZE RANGE (W. MAX: 8 mm)

SIZE	P MAX (mm)
315/70 R 22.5	2
295/80 R 22.5	2
315/80 R 22.5	2

ITINERIS T

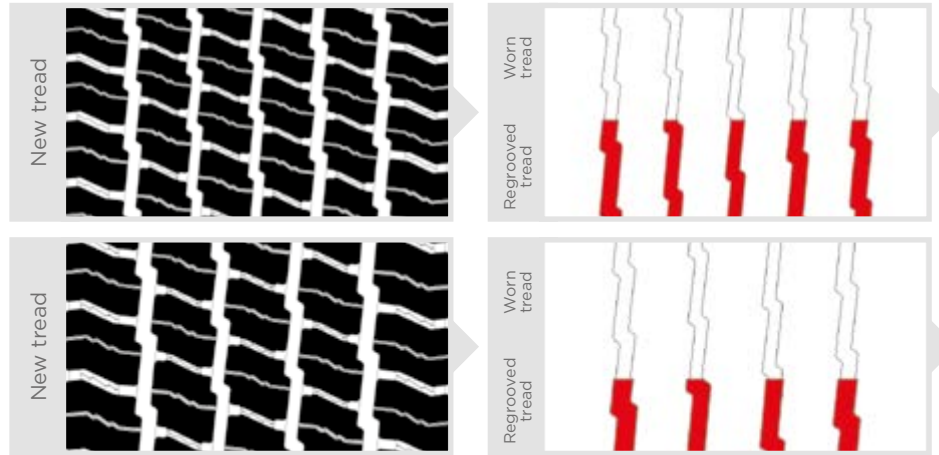


SIZE RANGE (W. MAX: 8 mm)

SIZE	P MAX (mm)
385/55 R 22.5	3
385/65 R 22.5	3

REGROOVING DATA

FW:01

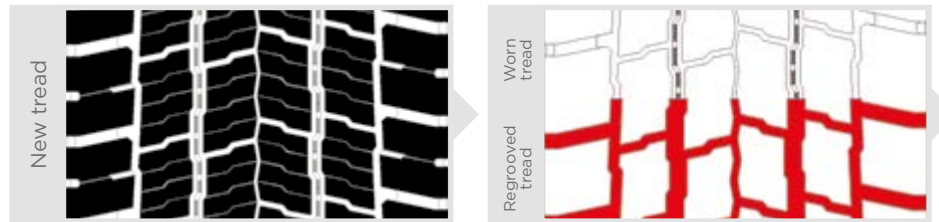


SIZE RANGE (W. MAX: 8 mm)

SIZE	P MAX (mm)
385/55 R 22.5	2,5
385/65 R 22.5	3

SIZE	P MAX (mm)
315/70 R 22.5	3
295/80 R 22.5	3
315/80 R 22.5	3

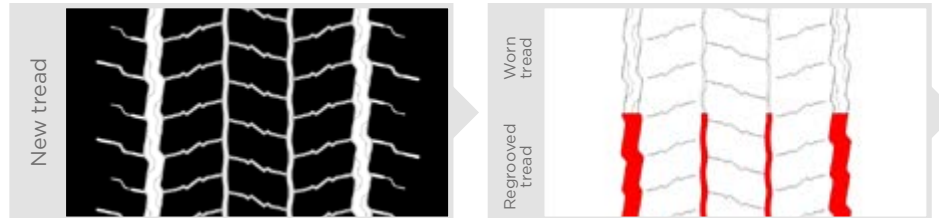
TW:01



SIZE RANGE (W. MAX: 8 mm)

SIZE	P MAX (mm)
315/70 R 22.5	3
295/80 R 22.5	3
315/80 R 22.5	3

U02 URBAN-e PRO MULTIAXLE

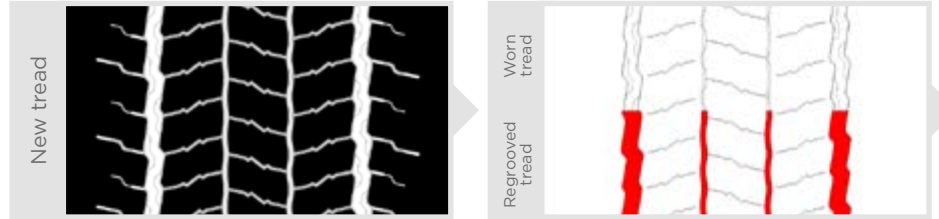


SIZE RANGE (W. MAX: 8 mm)

SIZE	P MAX (mm)
315/60 R 22.5	3
275/70 R 22.5	3

REGROOVING DATA


MC:01 e-URBAN



SIZE RANGE (W. MAX: 8 mm)

SIZE	P MAX (mm)
275/70 R 22.5	3
315/60 R 22.5	3

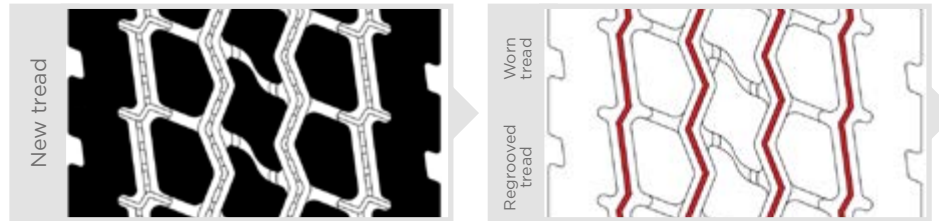
MC88 III M+S AMARANTO



SIZE RANGE (W. MAX: 8 mm)

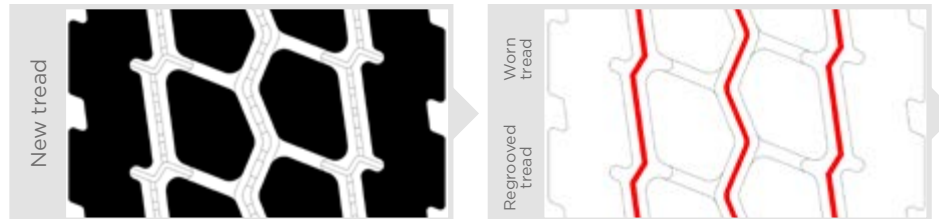
SIZE	P MAX (mm)
275/70 R 22.5	2,5

FG:01 II



SIZE RANGE (W. MAX: 8 mm)

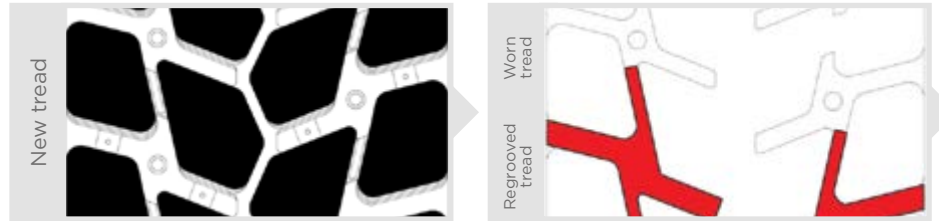
SIZE	P MAX (mm)
315/80 R 22.5	3



SIZE	P MAX (mm)
13 R 22.5	3,5
295/80 R 22.5	3

REGROOVING DATA

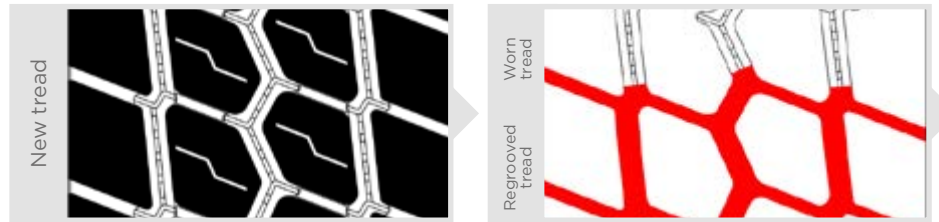
TG:01 II



SIZE RANGE (W. MAX: 8 mm)

SIZE	P MAX (mm)
13 R 22.5	3,5
295/80 R 22.5	3
315/80 R 22.5	3

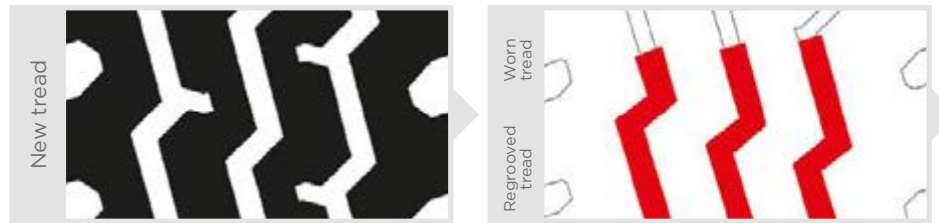
G02 PRO MULTIAXLE



SIZE RANGE (W. MAX: 8 mm)

SIZE	P MAX (mm)
385/65 R 22.5	3

APO5 II

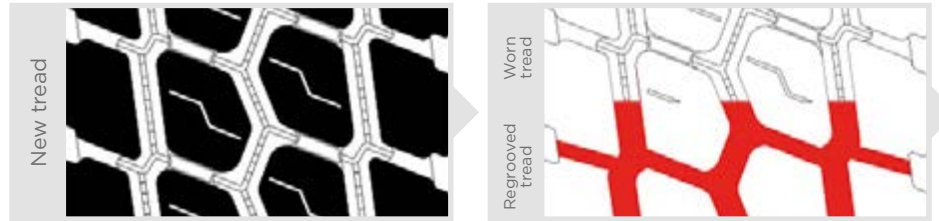


SIZE RANGE (W. MAX: 8 mm)

SIZE	P MAX (mm)
385/65 R 22.5	2,5

REGROOVING DATA

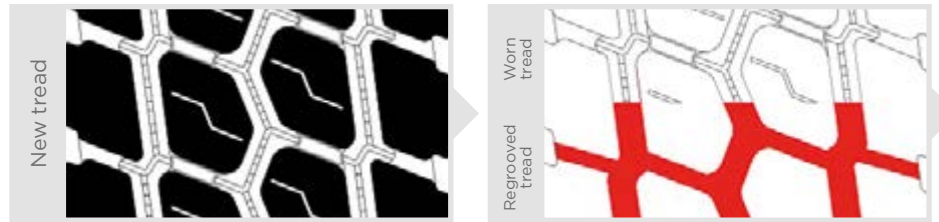
MG:01



SIZE RANGE (W. MAX: 8 mm)

SIZE	P MAX (mm)
265/70 R 19.5	3,5

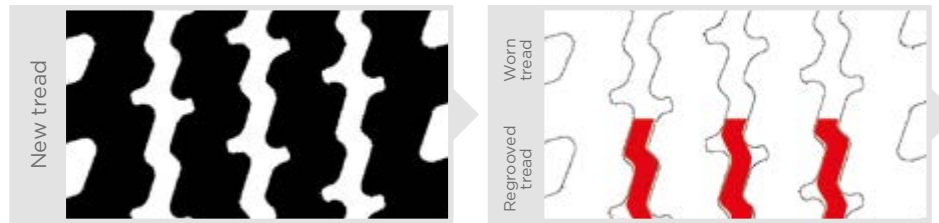
STG:01



SIZE RANGE (W. MAX: 8 mm)

SIZE	P MAX (mm)
265/70 R 19.5	3,5

FG88 - FG85




SIZE RANGE (W. MAX: 8 mm)

SIZE	P MAX (mm)
12.00 R 20 FG85	2,5
12.00 R 24 FG85	3
11 R 22.5 FG85	3
12 R 22.5 FG85	3
13 R 22.5 FG88	3,5
315/80 R 22.5 FG88	3

REGROOVING DATA


TG88 - TG85



SIZE RANGE (W. MAX: 8 mm)

SIZE	P MAX (mm)
12.00 R 20 TG85	2,5
12.00 R 24 TG85	3
12 R 22.5 TG85	3
13 R 22.5 TG88	3,5
315/80 R 22.5 TG88	3

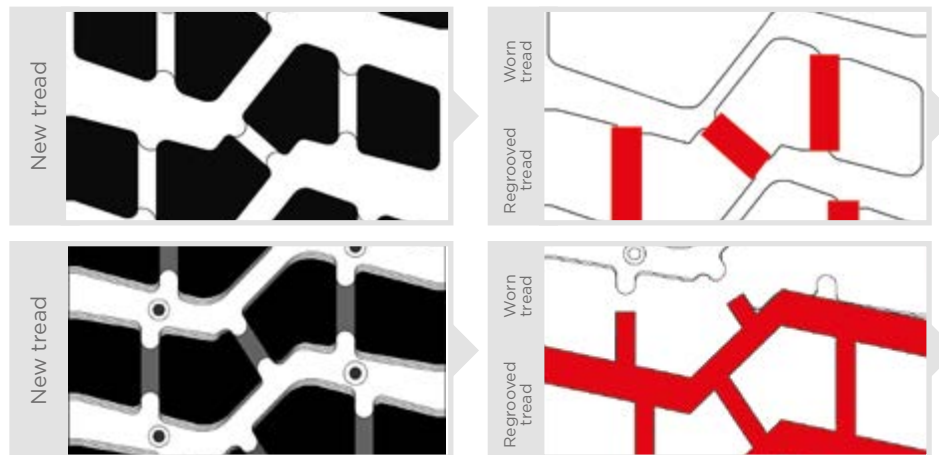
TQ:01 ROCK



SIZE RANGE (W. MAX: 8 mm)

SIZE	P MAX (mm)
13 R 22.5	3,5

PS22 PISTA




SIZE RANGE (W. MAX: 8 mm)

SIZE	P MAX (mm)
14/00 R 20	3,5
335/80 R 20	3
365/80 R 20	3

SIZE	P MAX (mm)
365/85 R 20	3
395/85 R 20	3,5

REGROOVING DATA

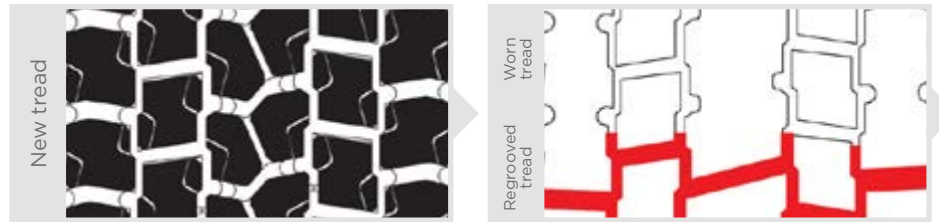
FR:01 + II



SIZE RANGE (W. MAX: 8 mm)

SIZE	P MAX (mm)
315/70 R 22.5	3
295/80 R 22.5	3
315/80 R 22.5	3


TR:01 + II



SIZE RANGE (W. MAX: 8 mm)

SIZE	P MAX (mm)
315/70 R 22.5	3
295/80 R 22.5	3
315/80 R 22.5	3

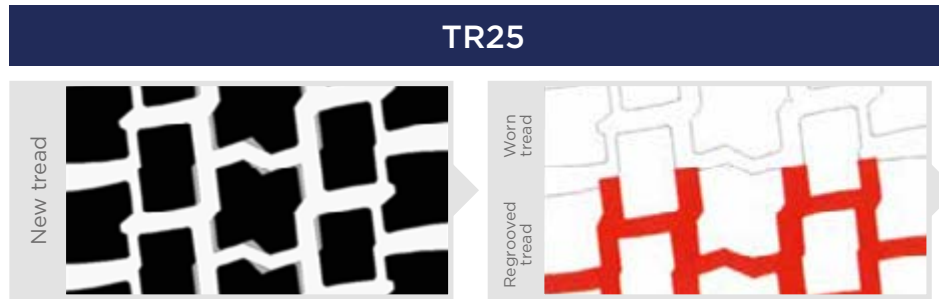
FR25



SIZE RANGE (W. MAX: 8 mm)

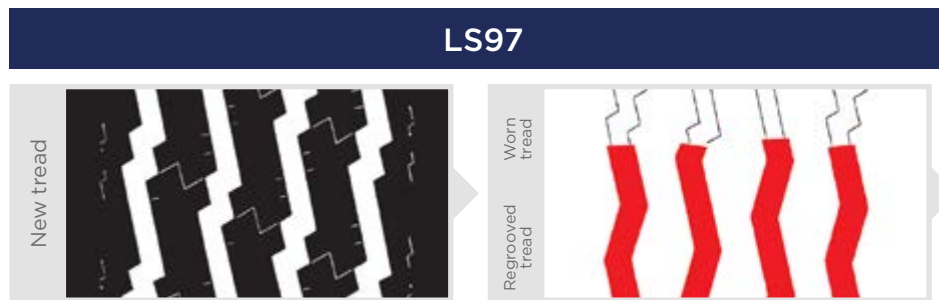
SIZE	P MAX (mm)
11 R 22.5	3
12 R 22.5	2,5
315/80 R 22.5	2,5

REGROOVING DATA



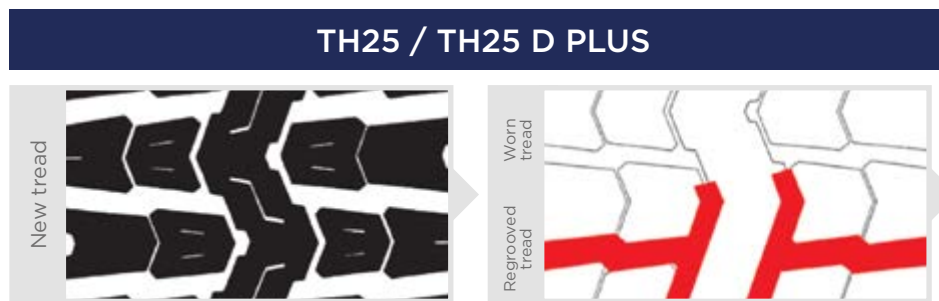
**SIZE RANGE
(W. MAX: 8 mm)**

SIZE	P MAX (mm)
12 R 22.5	2,5
315/80 R 22.5	2,5



**SIZE RANGE
(W. MAX: 8 mm)**

SIZE	P MAX (mm)
10 R 22.5	3




**SIZE RANGE
(W. MAX: 8 mm)**

SIZE	P MAX (mm)
10 R 22.5	3
11 R 22.5	3

REGROOVING DATA

ST25 PLUS



SIZE RANGE (W. MAX: 8 mm)

SIZE	P MAX (mm)
385/65 R 22.5	3



PROMETEON	INDEX	RANGE OVERVIEW	PROMETEON TECHNOLOGICAL PLATFORM	ABBREVIATIONS AND SYMBOLS EXPLANATION	PRODUCT RANGE OVERVIEW	TYRE MARKINGS	TECHNICAL TABLES LEGEND	EU TYRE LABELLING REGULATION	TYRE LABELLING TABLE	DIMENSIONAL AND LOAD/PRESSURE TABLES	LOAD LIMITS AT VARIOUS SPEEDS	LOAD AND SPEED TABLES	RADIO FREQUENCY IDENTIFICATION DEVICE	INFLATION PRESSURE	STORAGE	REGROOVING
-----------	-------	----------------	----------------------------------	---------------------------------------	------------------------	---------------	-------------------------	------------------------------	----------------------	--------------------------------------	-------------------------------	-----------------------	---------------------------------------	--------------------	---------	------------

ATTENTION!

The information contained in this manual relates to tyres designed exclusively for goods vehicles and/or passenger vehicles. Any other applications are not permitted.

INCORRECT OR IMPROPERLY USED TYRES CAN BE DANGEROUS. TYRES HAVE TO BE USED IN THE CORRECT SEGMENT OF APPLICATION, AS SPECIFIED FOR EACH PRODUCT IN THE TECHNICAL CATALOGUE.

The manual has been produced in an easily understood form for information purposes and is not intended to be comprehensive in nature. The data given will be updated periodically.

Since the manual is intended for international use the information may not reflect national legislative requirements which must be taken into consideration.

With regard to care and maintenance it is necessary to follow the tyre manufacturer's instructions. In particular, please remember that tyres age even if they have not been used or have only been used occasionally. Cracking of the tread and sidewall rubber, sometimes accompanied by carcass deformation, is evidence of ageing.

Old and aged tyres must be checked by a tyre specialist to ascertain their suitability for further use.

If in doubt concerning the interpretation of information please contact your local Prometeon representative.

THE PIRELLI LOGO, ENERGY™, FH:01™, TH:01™, FR:01™, TR:01™, FG:01™, TG:01™, PS22™, TRIATHLON™, NEVERENDING™, ST:01™, FW:01™, TW:01™, MC:01™, MC88™, FG88™, TG88™, AP05™ ARE TRADEMARKS USED BY PROMETEON TYRE GROUP UNDER LICENSE.

PROMETEON	INDEX	RANGE OVERVIEW	PROMETEON TECHNOLOGICAL PLATFORM	ABBREVIATIONS AND SYMBOLS EXPLANATION	PRODUCT RANGE OVERVIEW	TYRE MARKINGS	TECHNICAL TABLES LEGEND	EU TYRE LABELLING REGULATION	TYRE LABELLING TABLE	DIMENSIONAL AND LOAD/PRESSURE TABLES	LOAD LIMITS AT VARIOUS SPEEDS	LOAD AND SPEED TABLES	RADIO FREQUENCY IDENTIFICATION DEVICE	INFLATION PRESSURE	STORAGE	REGROOVING
-----------	-------	----------------	----------------------------------	---------------------------------------	------------------------	---------------	-------------------------	------------------------------	----------------------	--------------------------------------	-------------------------------	-----------------------	---------------------------------------	--------------------	---------	------------



Follow us



prometeontyregroup



Prometeon Tyre Group



Prometeon Tyre Group



Prometeon Tyre Group

Discover more on [prometeon.com](https://www.prometeon.com)

